



B. S. Sharma & Co.

Chartered Accountants

INDEPENDENT AUDITOR'S REPORT

The Members,
Dish Infra Services Private Limited,

Report on the audit of the Ind AS Financial Statement

1. Opinion

We have audited the accompanying Ind AS Financial Statements of **Dish Infra Services Private Limited**, ("the Company"), which comprise the Balance sheet as at 31st March 2023, the Statement of Profit and Loss (including Other comprehensive income), the Statement of Changes in Equity and the Statement of Cash Flow for the year ended on that date, and Notes to the Ind AS financial statements, including a summary of significant accounting policies and other explanatory information (hereinafter referred to as "Ind AS Financial Statements").

In our opinion and to the best of our information and according to the explanations given to us, the aforesaid Ind AS Financial Statements give the information required by the Companies Act, 2013 ("the Act") in the manner so required and give a true and fair view in conformity with the Indian Accounting Standards prescribed under section 133 of the Act read with the Companies (Indian Accounting Standards) Rules, 2015, as amended, ("Ind AS") and other accounting principles generally accepted in India, of the State of Affairs of the Company as at 31st March 2023, its loss and total comprehensive income, changes in equity and its cash flows for the year ended on that date.

2. Basis of Opinion

We conducted our audit in accordance with the Standards on Auditing (SAs) specified under section 143(10) of the Companies Act, 2013 ("the Act"). Our responsibilities under those Standards are further described in the Auditor's Responsibilities for the Audit of the Financial Statements section of our report. We are independent of the Company in accordance with the Code of Ethics issued by the Institute of Chartered Accountants of India together with the ethical requirements that are relevant to our audit of the Financial Statements under the provisions of the Act and the Rules thereunder, and we have fulfilled our other ethical responsibilities in accordance with these requirements and the ICAI's Code of Ethics. We believe that the audit evidence we have obtained is sufficient and appropriate to provide a basis for our opinion on the Ind AS financial statements.

3. Key Audit Matters

Key Audit matters are those matters that, in our professional judgement, were of most significance in our audit of the Ind AS financial statements of the current period. These matters were addressed in the context of our audit of the Ind AS financial statements as a whole, and in forming our opinion thereon, and we do not provide a separate opinion on these matters.



We have determined the matters described below to be the key audit matters to be communicated in our report:

Key audit matter	How our audit addressed the key audit matter
<p>A. Impairment assessment of Tangible Assets, Intangible assets including Goodwill and Customer & Distributor Relationship and Intangible assets under development.</p> <p>As detailed in Note 5, 7 and 8 of the financial statements, the Company has tangible assets including D2H CPE having net block of Rs.40,125 lakhs (net of provision for impairment Rs.30,011 lakhs), intangible assets, including Goodwill of Rs. NIL (net of provision for impairment of Goodwill Rs.2,36,405 lakhs), Customer and distributor relationship of Rs.NIL (net of provision for impairment of CRM Rs.7,002 lakhs), arising out of business transfer arrangements under Business Combination during the year 2017-18 and Intangible assets under development of Rs.37,519 lakhs (net of provision for impairment of Rs.48,300 lakhs).</p> <p>In terms of Indian Accounting Standard 36, "Impairment of Assets", the management has carried out an impairment analysis of goodwill, other intangible assets, and intangible assets under development, which requires significant estimations and judgement with respect to inputs used and assumptions made to prepare the forecasted financial information, used to determine the fair value of such intangibles, using discounted cash flow model.</p> <p>The impairment test of goodwill is allocated to the D2H CGU and the loss determined as a result of assessment, is first applied to the carrying value of Goodwill allocated to D2H CGU and then to the other assets consisting in the CGU in accordance with the manner prescribed in Ind AS 36. Based on above, at the current reporting date, an impairment loss amounting to Rs.99,122 lakhs (previous year Rs.1,61,687 lakhs) has been determined in respect of D2H CGU.</p>	<p>Our audit procedures to address this key audit matter included, but were not limited to the following:</p> <p>a) We obtained an understanding from the management through detailed discussions with respect to its impairment assessment process, assumptions used, and estimates made by management and tested the operating effectiveness of the controls implemented by management.</p> <p>b) We obtained the impairment analysis carried out by the management and reviewed the valuation report obtained by management from an independent valuer.</p> <p>c) We assessed the professional competence, objectivity and capabilities of the independent expert considered by the management for performing the required valuations to estimate the recoverable value of the goodwill, other tangible and intangible assets, and Intangible assets under development.</p> <p>d) We involved our member/s within the audit team to assess the appropriateness of the valuation model and reasonableness of assumptions made by the management in the above matter</p> <p>e) We evaluated the inputs used by the management with respect to revenue and cost growth trends, among others, for reasonableness thereof.</p> <p>f) We have evaluated the inputs used in the analysis performed by the management in respect of the key assumptions used in revenue growth and costs, discount and with historical trends and detailed business plans to ensure that there</p>

Key audit matter	How our audit addressed the key audit matter
<p>Out of the total provision for impairment, Rs.62,109 lakhs (previous year Rs.1,61,687 lakhs) has been adjusted against the carrying value of goodwill and balance of Rs.30,011 lakhs was adjusted against other tangible assets and Rs.7,002 lakhs against the intangible asset in manner prescribed in Ind-AS 36.</p> <p>Key assumptions used in management's assessment of the carrying amount of goodwill and intangible assets and intangible assets under development includes the expected growth rates, estimates of future financial performance, market conditions, capital expenditure and discount rates, among others. Consequent to such impairment assessment, the Company has recorded an impairment charge Rs.28,000 lakhs against Intangible assets under development.</p> <p>Considering the materiality of the amount involved and significant degree of judgement and subjectivity involved in the estimates and assumptions used in determining the cash flows used in the impairment evaluation, we have determined impairment of such goodwill, other tangible and intangible assets arising from the business combination and intangible assets under development as a key audit matter.</p>	<p>would be no major impact on the valuation.</p> <p>g) We have evaluated the adequacy of disclosures made by the Company in the financial statements in view of the requirements as specified in the Indian Accounting Standards.</p> <p>Based on the audit procedures performed, we considered the impairment assessment made and the judgement and estimate used by the management to be reasonable.</p>
<p>B. Amounts recoverable, provision for expected credit losses</p> <p>Refer note 4 for significant accounting policy and note 43(B) for credit risk disclosures.</p> <p>Trade receivables and other amounts recoverable comprise a significant portion of the current financial assets of the Company. As at March 31, 2023 trade receivables aggregate Rs 1,416 lakhs (net of provision for expected credit losses of Rs. 1,716 lakhs).</p>	<p>Our audit procedures to address this key audit matter included, but were not limited to the following:</p> <p>a) Obtained an understanding the process adopted by the Company for calculation, recording and monitoring of the impairment loss recognized for expected credit loss;</p> <p>b) We assessed and tested the design and operating effectiveness of key controls over completeness and accuracy of the key inputs and assumptions considered for calculation, recording and monitoring of the impairment loss</p>



Key audit matter	How our audit addressed the key audit matter
<p>In accordance with Ind AS 109, the Company applies expected credit loss (ECL) model for measurement and recognition of impairment loss for financial assets. The Company has analyzed the trend of trade receivables under different ageing bracket for last three years and calculated credit loss rate basis such ageing. The complexity in calculation of ECL is mainly related to calculations performed for different type of revenue streams in which the Company operates and the different recovery period for different categories of customers. Additional provision is recognized for the receivables which are specifically identified as doubtful or non-recoverable.</p> <p>Estimation of provisions and assessment of recoverability of amounts involves significant degree of judgement and evaluation basis the ongoing communications with the respective parties and is therefore considered as a key audit matter.</p>	<p>recognized. Also, evaluated the controls over the modelling process, validation of data and related approvals.</p> <p>c) We discussed with the management about the conditions leading to, and their assessment of recoverability of dues from the parties and also referred to the available communication, if any, between them.</p> <p>d) We referred to the aging of trade and other receivables and discussed the key balances to establish the management's assessment of recoverability of such dues.</p> <p>e) We analyzed the methodology used by the management and considered the credit and payment history of specific parties to determine the trend used for arriving at the expected credit loss provision.</p> <p>f) We have assessed the adequacy of disclosures made by the management in the financial statements to reflect the expected credit loss provision, trade and other receivables and related balances including Note no.43 (B) of the financial statements relating to Financial Risk Management.</p> <p>g) Considering all the above factors the Management has continued with the provision of Rs 1,716 lakhs made in the previous year.</p>
<p>C. Assessment of recoverability relating to Deferred tax assets ('DTA') recognized on temporary differences related to depreciation on property, plant and equipment:</p> <p>As detailed in note 11 of the financial statements, the Company has DTA (net) of Rs. 60,509 lakhs which primarily includes DTA of Rs.95,305 lakhs on property, plant and equipment.</p> <p>The recognition of deferred tax assets involves judgment regarding the likelihood of the reasonable certainty of realization of these assets, in particular whether there will be taxable profits in future periods that</p>	<p>Our audit procedures to address this key audit matter included, but were not limited to the following:</p> <p>a) We obtained an understanding from the management through detailed discussions with respect to process for recording deferred tax assets and assumptions used and estimates made by management and tested the operating effectiveness of the controls related to aforementioned recognition.</p> <p>b) We have obtained the approved business plans, projected profitability statements and evaluated the inputs used by the management with respect to revenue and</p>



Key audit matter	How our audit addressed the key audit matter
<p>support recognition of these assets. The Management records deferred tax assets in cases where it is reasonably certain based on the projected profitability determined on the basis of approved business plans that sufficient taxable income will be available.</p> <p>The recognition and recoverability of DTA is considered a key audit matter as it is sensitive to the assumptions used by management in projecting the future taxable income.</p>	<p>cost growth trends, among others, for reasonableness thereof;</p> <p>c) Tested the arithmetical accuracy of the calculations including those related to sensitivity analysis performed by the management and performed independent sensitivity analysis to test the impact of possible variations in key assumptions;</p> <p>d) We tested the underlying data for the key deferred tax and tax provision calculations; and</p> <p>e) We have evaluated the adequacy of disclosures made by the Company in the financial statements in view of the requirements as specified in the Indian Accounting Standards</p>

4. Information other than the Ind AS Financial Statements and Auditor's Report Thereon

The Company's Board of Directors is responsible for the preparation of the other information. The other information comprises the information included in the Board of Directors' Report including Annexures to such report but does not include the Ind AS Financial Statements and our Auditor's Report thereon. The Board of Directors' Report is expected to be made available to us after the date of this Auditor's Report.

Our opinion on the Ind AS Financial Statements does not cover the other information and we do not express any form of assurance conclusion thereon.

In connection with our audit of the Ind AS Financial Statements, our responsibility is to read the other information identified above, when it becomes available and, in doing so, consider whether the other information is materially inconsistent with the Ind AS Financial Statements or our knowledge obtained during the course of our audit, or otherwise appears to be materially misstated.

If, based on the work we have performed, and after reading the Board of Directors' report, if we conclude that there is a material misstatement therein, we are required to communicate the matter to those charged with governance to that fact.

5. Management's Responsibility for the Ind AS Financial Statements

The Company's Board of Directors is responsible for the matters stated in section 134(5) of the Act with respect to the preparation of these Ind AS Financial Statements that give a true and fair view of the state of affairs (financial position), profit or loss (financial performance including total comprehensive income), changes in equity and cash flows of the Company in accordance with accounting principles generally accepted in India, including the Ind AS specified under Section 133 of the Act. This responsibility also includes maintenance of adequate accounting records in

accordance with the provisions of the Act for safeguarding of the assets of the Company and for preventing and detecting frauds and other irregularities; selection and application of appropriate accounting policies; making judgments and estimates that are reasonable and prudent; and design, implementation and maintenance of adequate internal financial controls, that were operating effectively for ensuring the accuracy and completeness of the accounting records, relevant to the preparation and presentation of the financial statements that give a true and fair view and are free from material misstatement, whether due to fraud or error.

In preparing the financial statements, management is responsible for assessing the Company's ability to continue as a going concern, disclosing, as applicable, matters related to going concern and using the going concern basis of accounting unless management either intends to liquidate the Company or to cease operations, or has no realistic alternative but to do so.

The Board of Directors are also responsible for overseeing the Company's financial reporting process.

6. Auditor's Responsibilities for the Audit of the Financial Statements

Our objectives are to obtain reasonable assurance about whether the financial statements as a whole are free from material misstatement, whether due to fraud or error, and to issue an auditor's report that includes our opinion. Reasonable assurance is a high level of assurance but is not a guarantee that an audit conducted in accordance with Standards on Auditing will always detect a material misstatement when it exists. Misstatements can arise from fraud or error and are considered material if, individually or in the aggregate, they could reasonably be expected to influence the economic decisions of users taken on the basis of these financial statements.

As part of an audit in accordance with Standards on Auditing, we exercise professional judgment and maintain professional skepticism throughout the audit. We also:

- Identify and assess the risks of material misstatement of the financial statements, whether due to fraud or error, design and perform audit procedures responsive to those risks, and obtain audit evidence that is sufficient and appropriate to provide a basis for our opinion. The risk of not detecting a material misstatement resulting from fraud is higher than for one resulting from error, as fraud may involve collusion, forgery, intentional omissions, misrepresentations, or the override of internal control.
- Obtain an understanding of internal control relevant to the audit in order to design audit procedures that are appropriate in the circumstances. Under section 143(3)(i) of the Act, we are also responsible for explaining our opinion on whether the company has adequate internal financial controls system in place and the operating effectiveness of such controls.
- Evaluate the appropriateness of accounting policies used and the reasonableness of accounting estimates and related disclosures made by management.
- Conclude on the appropriateness of management's use of the going concern basis of accounting and, based on the audit evidence obtained, whether a material uncertainty exists related to events or conditions that may cast significant doubt on the Company's ability to continue as a going concern. If we conclude that a material uncertainty exists, we are required to draw attention in our auditor's report to the related disclosures in the financial statements or, if such disclosures are inadequate, to modify our opinion. Our conclusions are based on the audit



evidence obtained up to the date of our auditor's report. However, future events or conditions may cause the Company to cease to continue as a going concern.

- Evaluate the overall presentation, structure and content of the financial statements, including the disclosures, and whether the financial statements represent the underlying transactions and events in a manner that achieves fair presentation.

Materiality is the magnitude of misstatements in the financial statements that individually or in aggregate makes it probable that the economic decisions of a reasonably knowledgeable user of the financial statements may be influenced. We consider quantitative materiality and qualitative factors in (i) planning the scope of our audit work and in evaluating the results of our work and (ii) to evaluate the effect of any identified misstatements in the financial statements.

We communicate with those charged with governance regarding, among other matters, the planned scope and timing of the audit and significant audit findings, including any significant deficiencies in internal control that we identify during our audit.

We also provide those charged with governance with a statement that we have complied with relevant ethical requirements regarding independence, and to communicate with them all relationships and other matters that may reasonably be thought to bear on our independence, and where applicable, related safeguards.

From the matters communicated with those charged with governance, we determine those matters that were of most significance in the audit of the financial statements of the current period and are therefore the key audit matters. We describe these matters in our auditor's report unless law or regulation precludes public disclosure about the matter or when, in extremely rare circumstances, we determine that a matter should not be communicated in our report because the adverse consequences of doing so would reasonably be expected to outweigh the public interest benefits of such communication.

7. Report on Other Legal and Regulatory Requirements

1. As required by Section 143(3) of the Act, based on our audit we report that:

- a) We have sought and obtained all the information and explanations which to the best of our knowledge and belief were necessary for the purposes of our audit read with Notes no.7, 9 and 19 relating to impairments, other current assets and Note no.38 provisions for doubtful debts, and Loss on sale/ discard of capital work-in-progress.
- b) In our opinion, proper books of account as required by law have been kept by the Company so far as it appears from our examination of those books.
- c) The Balance Sheet, the Statement of Profit and Loss including other comprehensive income, Statement of changes in Equity and the Statement of Cash Flow dealt with by this Report are in agreement with the relevant books of account.
- d) In our opinion, the aforesaid Ind AS Financial Statements comply with the Ind AS specified under Section 133 of the Act, read with Rule 7 of the Companies (Accounts) Rules, 2014.





- e) On the basis of the written representations received from the directors as on 31st March 2023 taken on record by the Board of Directors, none of the directors is disqualified as on 31st March 2023 from being appointed as a director in terms of Section 164 (2) of the Act.
- f) With respect to the adequacy of the internal financial controls over financial reporting (IFCoFR) of the Company and the operating effectiveness of such controls, refer to our separate report in "Annexure A". Our report expresses an unmodified opinion on the adequacy and operating effectiveness of the Company's internal financial controls over financial reporting.
- g) With respect to the other matters to be included in the Auditor's Report in accordance with the requirements of section 197(16) of the Act, as amended; the Company has not paid or provided for any managerial remuneration during the year. Accordingly reporting under section 197(16) of the Act is not applicable.
- h) With respect to the other matters to be included in the Auditor's Report in accordance with Rule 11 of the Companies (Audit and Auditors) Rules, 2014, as amended in our opinion and to the best of our information and according to the explanations given to us:
- i. The Company does not have any pending litigations which would impact its financial position except as otherwise stated in Annexure to Auditors' Report and Note no. 51 of Notes to Ind AS Financial statements hereto.
 - ii. Provision has been made in these Ind AS financial statement as required under the applicable law or Ind AS, for material foreseeable losses, on long term contracts including derivative contracts.
 - iii. There has been no amount required to be transferred to the Investor Education and Protection Fund, since the same is not applicable to the Company.
 - iv. a) The Management has represented that, to the best of its knowledge and belief, other than as disclosed in the notes to the accounts, no funds have been advanced or loaned or invested (either from borrowed funds or share premium or any other sources or kind of funds) by the Company to or in any other person(s) or entity(ies), including foreign entities ("Intermediaries"), with the understanding, whether recorded in writing or otherwise, that the Intermediary shall, whether, directly or indirectly lend or invest in other persons or entities identified in any manner whatsoever by or on behalf of the Company ("Ultimate Beneficiaries") or provide any guarantee, security or the like on behalf of the Ultimate Beneficiaries; (Refer Note no. 56(iv) to the Ind AS financial statements);

b) The Management has represented, that, to the best of its knowledge and belief, other than as disclosed in the notes to the accounts, no funds have been received by the Company from any person(s) or entity(ies), including foreign entities ("Funding Parties"), with the understanding, whether recorded in writing or otherwise, that the Company shall, whether, directly or indirectly, lend or invest in other persons or entities identified in any manner whatsoever by or on behalf of the Funding Party ("Ultimate Beneficiaries") or provide any guarantee, security or the like on behalf of the Ultimate Beneficiaries;(Refer Note no. 56(v) to the Ind AS financial statements)
 - c) Based on such audit procedures that have been considered reasonable and appropriate in the circumstances, nothing has come to our notice that has caused us to believe that the representations under sub-clause iv (a) and iv (b) above, contain any material misstatement.



- v. Since the Company has not declared or paid any dividend during the year, the question of commenting on whether dividend declared or paid is in accordance with Section 123 of the Companies Act, 2013 does not arise.
2. As required by the Companies (Auditor's Report) Order, 2020 ("the Order"), issued by the Central Government of India vide notification no. S.O. 849 (E) dated 25th February 2020, further amended vide its order dated 24th March 2020 and 17th December 2020 subsequently in terms of sub-section (11) of section 143 of the Act, we give in the "Annexure B" a statement on the matters specified in paragraphs 3 and 4 of the Order, to the extent applicable.

For B S SHARMA & CO.,
Chartered Accountants
Firm Registration Number 128249W

CA B S SHARMA
Partner
Membership Number 031578
UDIN No.: 23031578BGUGWI8138

Mumbai, 10.05.2023



B. S. Sharma & Co.

Chartered Accountants

ANNEXURE "A" TO THE INDEPENDENT AUDITOR'S REPORT

Report on the Internal Financial Controls under Clause (i) of sub-section 3 of the Section 143 of the Companies Act, 2013("the Act") as referred to in paragraph 7(1)(f) under of the Independent Auditor's Report of even date to the members of the Dish Infra Services Private Limited on the financial statements for the year ended 31 March, 2023:

We have audited the internal financial controls over financial reporting of DISH INFRA SERVICES PRIVATE LIMITED ("the Company") as of March 31, 2023 in conjunction with our audit of the financial statements of the Company for the year ended on that date.

1. MANAGEMENT'S RESPONSIBILITY FOR INTERNAL FINANCIAL CONTROLS

The Company's Board of Directors is responsible for establishing and maintaining internal financial controls based on the internal control over financial reporting criteria established by the Company considering the essential components of internal control stated in the Guidance Note on Audit of Internal Financial Controls Over Financial Reporting ("The guidance Note") issued by the Institute of Chartered Accountants of India ("The ICAI"). These responsibilities include the design, implementation and maintenance of adequate internal financial controls that were operating effectively for ensuring the orderly and efficient conduct of its business, including adherence to company's policies, the safeguarding of its assets, the prevention and detection of frauds and errors, the accuracy and completeness of the accounting records, and the timely preparation of reliable financial information, as required under the Act.

2. AUDITOR'S RESPONSIBILITY

Our responsibility is to express an opinion on the Company's internal financial controls over financial reporting based on our audit. We conducted our audit in accordance with the Guidance Note and the Standards on Auditing, issued by the ICAI and deemed to be prescribed under section 143(10) of the Act, to the extent applicable to an audit of internal financial controls, both applicable to an audit of Internal Financial Controls and, both issued by the ICAI. Those Standards and the Guidance Note require that we comply with ethical requirements and plan and perform the audit to obtain reasonable assurance about whether adequate internal financial controls over financial reporting was established and maintained and if such controls operated effectively in all material respects.

Our audit involves performing procedures on test basis to obtain audit evidence about the adequacy of the internal financial controls system over financial reporting and their operating effectiveness. Our audit of internal financial controls over financial reporting included obtaining an understanding of internal financial controls over financial reporting, assessing the risk that a material weakness exists, and testing and evaluating the design and operating effectiveness of internal control based on the assessed risk. The procedures selected depend on the auditor's judgment, including the assessment of the risks of material misstatement of the financial statements, whether due to fraud or error.

We believe that the audit evidence we have obtained is sufficient and appropriate to provide a basis for our audit opinion on the Company's internal financial controls system over financial reporting.

3. MEANING OF INTERNAL FINANCIAL CONTROLS OVER FINANCIAL REPORTING

A Company's internal financial control over financial reporting is a process designed to provide reasonable assurance regarding the reliability of financial reporting and the preparation of financial statements for external purposes in accordance with generally accepted accounting principles. A company's internal financial control over financial reporting includes those policies and procedures that:

- (1) pertain to the maintenance of records that, in reasonable detail, accurately and fairly reflect the transactions and dispositions of the assets of the company;
- (2) provide reasonable assurance that transactions are recorded as necessary to permit preparation of financial statements in accordance with generally accepted accounting principles, and that receipts and expenditures of the company are being made only in accordance with authorization of management and directors of the company; and
- (3) provide reasonable assurance regarding prevention or timely detection of unauthorized acquisition, use, or disposition of the company's assets that could have a material effect on the financial statements.

4. INHERENT LIMITATIONS OF INTERNAL FINANCIAL CONTROLS OVER FINANCIAL REPORTING

Because of the inherent limitations of internal financial controls over financial reporting, including the possibility of collusion or improper management override of controls, material misstatements due to error or fraud may occur and not be detected. Also, projections of any evaluation of the internal financial controls over financial reporting to future periods are subject to the risk that the internal financial control over financial reporting may become inadequate because of changes in conditions, or that the degree of compliance with the policies or procedures may deteriorate.

5. OPINION

In our opinion, to the best of our information and according to the explanations given to us, the Company has, in all material respects, an adequate internal financial controls system over financial reporting and such internal financial controls over financial reporting were, checked on test basis, considering size and nature of business, is operating effectively as at March 31, 2023, based on the internal control over financial reporting criteria established by the Company considering the essential components of internal control stated in the Guidance Note on Audit of Internal Financial Controls Over Financial Reporting issued by the Institute of Chartered Accountants of India (ICAI).

For B S SHARMA & CO.,
Chartered Accountants
Firm Registration Number 128249W

CA B S SHARMA

Partner

Membership Number 031578

UDIN No.: 23031578BGUGWI8138

Mumbai, 10.05.2023





B. S. Sharma & Co.

Chartered Accountants

ANNEXURE "B" TO THE INDEPENDENT AUDITOR'S REPORT

(Referred to in paragraph 7(2) under the heading of "REPORT ON OTHER LEGAL AND REGULATORY REQUIREMENTS" of our report of even date to the members of Dish Infra Services Private Limited, on the financial statements for the year ended 31 March 2023.

We report, on the Companies (Auditor's Report) Order, 2020 ('the Order') issued by the Central Government vide notification no. S.O 849 (E) dated 25th February 2020, further amended vide its order dated 24th March 2020 and 17th December 2020 subsequently in terms of section 143(11) of the Companies Act, 2013 ('the Act') of Dish Infra Services Private Limited ('the Company'), as under:

(i) **In respect of its Property, plant and equipment:**

- a) The Company has maintained proper records showing full particulars including Quantitative details and situation of its Property, Plant and Equipment on the basis of available information. The Company has maintained proper records showing full particulars of intangible assets.
- b) The property, plant and equipment and right of use assets, other than consumer premise equipment (CPE) installed at the customers' premises, have been physically verified in a phased manner by the management during the year and no material discrepancies were noticed on such verification. In our opinion, the frequency of verification of the property, plant and equipment other than CPEs installed at the customers' premises, is reasonable having regard to the size of the Company and nature of its assets. *The existence of CPEs installed at the customers' premises is verified on the basis of the 'active user status'. Accordingly, we are unable to comment on the discrepancies, if any, that could have arisen on physical verification of CPEs lying with customers in 'inactive status'.*
- c) The Company has no immovable properties, hence the clause relating thereto of being in its name, is not applicable.
- d) The Company has not revalued its Property, Plant and Equipment or intangible assets during the year.
- e) According to the information and explanations provided to us and on the basis of our examination of the records of the Company, No proceedings have been initiated or are pending against the Company for holding any Benami property under the Benami Transactions (Prohibition) Act, 1988 (45 of 1988) and rules made thereunder. Accordingly, reporting under clause 3(i)(e) of the Order is not applicable to the Company.

(ii) **Inventory:**

- a) The inventories, except goods in transit and lying with the third parties, have been physically verified by the management, at reasonable intervals, during the year. In our opinion the frequency of such verification is reasonable having regard to the nature of business and size of operations. As explained to us, there is no material discrepancy noticed on verification between physical stock and book records.
- b) The Company has a working capital limit in excess of Rs. 5 crore, sanctioned by bank on the basis of security of current assets during the year. In our opinion and according to the



information and explanations given to us, *the quarterly statements filed by the Company with the bank are in agreement with the audited books of account of the Company of the respective quarters.*

(iii) Loans secured or unsecured granted:

Based on our verification of the books and records and as per information and explanations provided to us by the management, the company has not granted, secured or unsecured, loans to Companies, Firms, Limited Liability Partnerships (LLPs), or other parties covered in the Registers maintained under section 189 of the Act, hence the provisions in sub-clause iii (a), iii (b), iii (c) iii (d), iii (e) and iii (f) of clause 3 of the Order are not applicable.

(iv) Loan to directors and investment by the Company:

In our opinion, according to the information and explanations given to us the Company has not granted any, secured or unsecured, loans and/or made any investments and/or provided any guarantees and/or securities, hence provisions of Section 185 and Section 186 of the Order are not applicable.

(v) Public Deposits:

In our opinion and according to the information and explanations given to us, the company has not accepted deposits as covered under the provisions of sections 73 to 76 and the Companies (Acceptance of Deposits) Rules, 2014 (as amended). Accordingly, the provisions of clause 3(v) of the Order are not applicable.

(vi) Cost Accounting Records

We have been informed by the management that the maintenance of cost records has not been prescribed by the Central Government under section (1) of section 148 of the Act for any of the services rendered by the Company. Hence reporting under clause 3(vi) of the Order is not applicable.

(vii) Statutory Compliance

In respect of statutory dues, according to the information and explanations given to us and based on the records of the company examined by us,

- a. The Company is generally regular in depositing the undisputed statutory dues, including Provident Fund, Employees' State Insurance, Income-tax, Sales-tax, Goods and Services Tax, value added tax, Custom Duty, Excise Duty and other material statutory dues, as applicable, with the appropriate authorities, except for delays of a few days in some cases. There are no undisputed amounts payable in respect of Provident Fund, Employees' State Insurance, Income-tax, Sales-tax, Goods and Services Tax, value added tax, Custom Duty, Excise Duty and other material statutory dues, as applicable, were in arrear as at 31st March, 2023 for a period of more than six months from the date they became payable.
- b. There are no dues on account of relating to Income Tax, Service Tax, Custom Duty, Excise Duty and other statutory dues, which have not been deposited as on 31 March 2023 on account of any disputes. The disputed dues, relating to Value added tax and others as detailed hereunder, whether deposited and/or partly deposited or not deposited are as under: -



Name of the Statute	Nature of Dues	Period to which the amount Relates	Amount (Rs. In Lakhs)	Forum where dispute is pending	Amount paid under Protest (Rs. In Lakhs)
Andhra Pradesh CST	CST	FY2016-17	18.83	Appellate Deputy Commissioner (CT), Vijayawada Div. (A.P.)	2.35
Andhra Pradesh	CST	FY2017-18	8.82	Appellate Deputy Commissioner (CT), Vijayawada Div. (A.P.)	1.10
Andhra Pradesh Value Added Tax Act, 2005	Value Added Tax (Including Penalty)	May-2015 to Sep-2016	444.84	High Court of Andhra Pradesh	111.21
Bihar Entry Tax	Entry Tax	FY2015-16	80.72	Bihar Commercial Taxes Tribunal, Patna	80.72
Bihar Value Added Tax Act, 2005	Value Added Tax	FY2007-08	15.09	Commercial Tax Officer, Patna	14.60
	Value Added Tax (Including Interest and Penalty)	FY2008-09	58.86	Commercial Tax Officer, Patna	43.61
	Value Added Tax (Including Interest)	FY2012-13	61.77	Bihar Commercial Taxes Tribunal, Patna	270.13
	Vehicle Seizure	FY2014-15	6.26	Joint Commissioner of Commercial Taxes, Appeal, Patna	6.26
	Value Added Tax (Including Interest)	FY2016-17	166.03	Bihar Commercial Taxes Tribunal, Patna	115.47
	Vehicle Seizure	FY2015-16	55.58	Commissioner of Commercial Taxes (Appeal)	10.00
	Value Added Tax (Including Interest)	FY2015-16	13.37	Bihar Commercial Taxes Tribunal, Patna	13.37
	Value Added Tax	FY2015-16	275.63	Bihar Commercial Taxes Tribunal, Patna	290.63
	West Bengal VAT Act	CST	FY2015-16	1.72	Appellate Authority
West Bengal VAT Act	Value Added Tax (Including Interest)	FY2015-16	498.34	Appellate Authority	46.87



Delhi Value Added Tax Act, 2004	Value Added Tax (Including Interest and Penalty)	FY2007-10 (2 Months)	65.02	DVAT Tribunal, New Delhi	20.00
	Value Added Tax (Including Interest and Penalty)	FY2007-10 (10 Months)	218.05	DVAT Tribunal, New Delhi	-
	Value Added Tax (Including Interest and Penalty)	FY2009-10	168.60	Spl. Commissioner - 1, Department of Trade & Taxes, Delhi	-
	Value Added Tax (Including Interest and Penalty)	FY2011-12	348.33	Objection Hearing Authority Delhi VAT. (Special Commissioner)	-
	Value Added Tax (Including Interest and Penalty)	FY2013-14	579.76	Objection Hearing Authority Delhi VAT. (Special Commissioner)	-
	CST (Including Interest)	FY2015-16 (Q1)	111.13	Special Objection Hearing Authority, Delhi VAT	-
	CST (Including Interest)	FY2015-16 (Q2)	117.55	Special Objection Hearing Authority, Delhi VAT	-
	CST (Including Interest)	FY2015-16 (Q3)	72.05	Special Objection Hearing Authority, Delhi VAT	-
	CST (Including Interest)	FY2015-16 (Q4)	77.70	Special Objection Hearing Authority, Delhi VAT	-
	CST (Including Interest)	FY2016-17 (Q1)	44.81	Special Objection Hearing Authority, Delhi VAT	-
	CST (Including Interest)	FY2016-17 (Q2)	35.71	Special Objection Hearing Authority, Delhi VAT	-
	CST (Including Interest)	FY2016-17 (Q3)	16.00	Special Objection Hearing Authority, Delhi VAT	-
	CST (Including Interest)	FY2016-17 (Q4)	18.68	Special Objection Hearing Authority, Delhi VAT	-
	Value Added Tax (Including Interest)	FY2014-15	324.69	Special Objection Hearing Authority, Delhi VAT	-
	CST (Including Interest)	FY2015-16 (Q1)	78.64	Special Objection Hearing Authority, Delhi VAT	-



	CST (Including Interest)	FY2015-16 (Q2)	348.41	Special Objection Hearing Authority, Delhi VAT	-
	CST (Including Interest)	FY2015-16 (Q3)	60.89	Special Objection Hearing Authority, Delhi VAT	-
	CST (Including Interest)	FY2017-18(Q1)	12.76	Objection Hearing Authority, Delhi	
	CST (Including Interest)	FY2015-16 (Q4)	51.97	Special Objection Hearing Authority, Delhi VAT	-
Haryana Value Added Tax Act-2003	Value Added Tax (Including Penalty)	dated 15-12-2012	0.41	Jt. Excise & Taxation Commissioner (Appeal), Haryana	0.41
Haryana Value Added Tax Act-2003	Value Added Tax (Including Interest)	FY2015-16	178.16	Excise & Taxation Department	-
Haryana value Added Tax Act-2003	Value Added tax (Including Penalty)	FY2017-18(Q1)	46.57	Excise & Taxation Department	-
The Gujarat VAT ACT, 2003 The Gujarat VAT Act, 2003 The Gujarat VAT Act, 2003	Value Added Tax	FY2010-11	77.88	Deputy Commissioner of Commercial Tax	-
	Value Added Tax (Including Interest and Penalty)	FY2015-16	7,967.06	Deputy Commissioner of Commercial Tax, Appeal-1, Ahmedabad	5.00
	Value Added Tax (Including Interest and Penalty)	FY2016-17	3.61	Asst. Commissioner of Commercial Tax, Appeal-1, Ahmedabad	-
The Gujarat VAT Act, 2003	Value Added Tax (Including Interest and Penalty)	FY2017-18	0.60	Asst. Commissioner of Commercial Tax, Appeal-1, Ahmedabad	-
The J&K Entry Tax on Goods Act, 2000	Entry Tax		111.94	State of Jammu & Kashmir	111.94
The Madhya Pradesh VAT Act, 2002	Value Added Tax (Including Interest and Penalty)	FY2011-12	5.89	Appellate Deputy Commissioner of Commercial Taxes, Indore	1.47
The Maharashtra VAT Act, 2002	Value Added Tax	2009 to 2013	1,796.53	DY. Commissioner Sales Tax, Mumbai	-
The Tripura VAT Act, 2004	Value Added Tax (Including Interest and Penalty)	FY2011-12	11.54	The Revisional Authority, Office of the Commissioner of Taxes, Agartala, Tripura	10.25



	Interest and Penalty)				
The Tripura VAT Act, 2004	Value Added Tax (Including Interest and Penalty)	FY2012-13	22.54	The Revisional Authority, Office of the Commissioner of Taxes, Agartala, Tripura	-
The Tripura VAT Act, 2004	Value Added Tax (Including Interest)	FY2015-16	0.25	Commissioner Appeals, West Tripura	0.07
The Tripura VAT Act, 2004	Value Added Tax (Including Interest)	FY2016-17	15.91	Commissioner Appeals, West Tripura	4.70
The Tripura VAT Act, 2004	Value Added Tax (Including Interest)	FY2017-18	5.59	Commissioner Appeals, West Tripura	1.83
Telangana VAT Act	Value Added Tax	FY2015-16 to FY2017-18 (Q1)	127.63	High Court of Telangana	31.91
Telangana VAT Act	Penalty under Value Added Tax	FY2015-16 to FY2017-18 (Q1)	31.91	State tax Officer, Hyderabad	-
Rajasthan Entry Tax	Entry tax	FY2011-12	424.42	Tax Board Ajmer	12.06
Rajasthan Entry Tax	Entry tax	FY2012-13	315.32	DC Appeal, Jaipur	9.24
Rajasthan Entry Tax	Entry tax	FY2013-14	251.54	DC Appeal, Jaipur	7.67
Rajasthan Entry tax	Entry tax	FY2014-15	757.01	Tax Board Ajmer	23.96
Custom Act 1962	Custom Act		42,686.19	High Court of Delhi	-
Custom Act 1962	Custom Act		230.15	The Assistant Commissioner of Customs, Audit Commissionerate, JNCH	-
		Total	59,525.26		1,246.99

(viii) Proceedings under Tax Assessment & Income disclosed thereunder:

As per information and explanations given to us and to the best of our knowledge and belief, there were no transactions relating to previously unrecorded income that have been surrendered or disclosed as income during the year in the tax assessments under the Income Tax Act, 1961 (43 of 1961). Hence this clause 3(viii) of order is not applicable.

(ix) Defaults in repayment of loans etc., from lenders:

- a) According to the information and explanations given to us, the Company has not defaulted in repayment of its loans or borrowings or in the payment of interest thereon to any lender.



- b) According to the information and explanations given to us including representation received from the management of the Company, and on the basis of our audit procedures, we report that the Company has not been declared a willful defaulter by any bank or financial institution or other lender.
- c) In our opinion and according to the information and explanations given to us, the Company the previous raised any money by way of term loans during the year and all the loans taken in previous year has been utilized by the Company for the purposes they were taken.
- d) In our opinion and according to the information and explanations given to us, and on an overall examination of the financial statements of the Company, funds raised by the Company on short term basis have not been utilized for long-term purposes.
- e) According to the information and explanations given to us and on an overall examination of the financial statements of the Company, the Company has no subsidiary accordingly, the provisions of this clause relating to taking funds from any entity or person to meet the obligation of its subsidiary or associate companies, of the Order are not applicable.
- f) According to the information and explanations given to us and on an overall examination of the financial statements of the Company, the Company has no subsidiary accordingly, the provisions of this clause relating to raising loans on the pledge of securities held in its subsidiaries or associate companies and default in repayment of such loans, of the Order are not applicable.
- (x) **Issue of Share Capital and Use of Amount raised:**
- a) The Company has not raised any money by way of initial public offer or further public offer (including debt instruments), during the year. Accordingly, reporting under clause 3(x)(a) of the Order is not applicable to the Company.
- b) According to the information and explanations given to us, the Company has not made any preferential allotment or private placement of shares or (fully, partially or optionally) convertible debentures during the year. Accordingly, reporting under clause 3(x)(b) of the Order is not applicable to the Company.
- (xi) **Fraud Reporting:**
- a) To the best of our knowledge and according to the information and explanations given to us, no fraud by the Company or on the Company has been noticed or reported during the period covered by our audit.
- b) No report under section 143(12) of the Act has been filed with the Central Government for the period covered by our audit.
- c) According to the information and explanations given to us including the representation made to us by the management of the Company, there are no whistle-blower complaints received by the Company during the year.
- (xii) **Nidhi Company - Compliance With Deposits:**

In our opinion and according to the information and explanations given to us, the Company is not a Nidhi Company. Hence reporting under clause 3(xii) of the Order is not applicable.



(xiii) Related Party Transactions:

In our opinion and according to the information and explanations given to us, all transactions entered into by the Company with the related parties are in compliance with sections 177 and 188 of the Act, where applicable. Further, the details of such related party transactions have been disclosed in the Note no. 47 to the Ind AS financial statements, as required under Indian Accounting Standard (Ind AS) 24, Related Party Disclosures specified in Companies (Indian Accounting Standards) Rules 2015 as prescribed under section 133 of the Act.

(xiv) Internal Audit system:

- a) In our opinion and according to the information and explanations given to us, the Company has an internal audit system as required under section 138 of the Act which is commensurate with the size and nature of its business.
- b) We have considered the reports issued by the Internal Auditors of the Company till date for the period under audit.

(xv) Transaction with Director:

According to the information and explanation given to us, the Company has not entered into any non-cash transactions with its directors or persons connected with them and accordingly, provisions of section 192 of the Act read with paragraph 3(xv) of the Order are not applicable to the Company.

(xvi) Registration with RBI

- a) In our opinion and according to the information given, the Company is not required to be registered under section 45-IA of the Reserve Bank of India Act, 1934. Accordingly, reporting under clauses 3(xvi)(a),(b) and (c) of the Order are not applicable to the Company.
- b) Based on the information and explanations given to us and as represented by the management of the Company, the Group (as defined in Core Investment Companies (Reserve Bank) Directions, 2016) does not have any CIC and accordingly reporting under clause 3(xvi) (d) of the Order is not applicable.

(xvii) Cash Losses:

The Company has not incurred any cash loss in the current as well as in the immediately preceding financial year.

(xviii) Resignation of Statutory Auditors:

There has been no instance of any resignation of the statutory auditors occurred during the year. Hence the clause 3 (xviii) relating to considering the issues, objections or concerns raised by the outgoing auditors is not applicable.

(xix) Material uncertainty on meeting liabilities:

According to the information and explanations given to us and on the basis of the financial ratios, ageing and expected dates of realisation of financial assets and payment of financial liabilities, other information accompanying the financial statements, our knowledge of the plans of the



Board of Directors and management and based on our examination of the evidence supporting the assumptions, nothing has come to our attention, which causes us to believe that any material uncertainty exists as on the date of the audit report that Company is not capable of meeting its liabilities existing at the date of balance sheet as and when they fall due within a period of one year from the balance sheet date. We, however, state that this is not an assurance as to the future viability of the company. We further state that our reporting is based on the facts up to the date of the audit report and we neither give any guarantee nor any assurance that all liabilities falling due within a period of one year from the balance sheet date, will get discharged by the company as and when they fall due.


(xx) **Transfer to fund specified under Schedule VII of Companies Act, 2013:**

According to the information and explanations given to us, although the Company fulfilled the criteria as specified under section 135(1) of the Act read with the Companies (Corporate Social Responsibility Policy) Rules, 2014, however, in the absence of average net profits in the immediately three preceding years, there is no requirement for the Company to spend any amount under sub-section (5) of section 135 of the Act. Accordingly, reporting under clause 3(xx) of the Order is not applicable to the Company.

(xxi) **Adverse remarks or qualification under CARO Report in Consolidated Financial Statements:**

The reporting under clause 3(xxi) of the Order is not applicable in respect of audit of standalone financial statements of the Company. Accordingly, no comment has been included in respect of said clause under this report.

For B S SHARMA & CO.,
Chartered Accountants
Firm Registration Number: 128249W


CA B S SHARMA
Partner
Membership No. 031578
UDIN No.: 23031578BGUGWI8138




Mumbai, 10.05.2023

Dish Infra Services Private Limited
Balance Sheet as at 31 March 2023
(All amounts in Rs. lacs, unless otherwise stated)

Particulars	Notes	As at	As at
		31 March 2023	31 March 2022
ASSETS			
Non current assets			
Property, plant and equipments	5	92,984	1,35,991
Capital work-in-progress	6	27,576	50,361
Goodwill	7	-	62,109
Other intangible assets	8	180	9,836
Intangible assets under development	9	37,519	45,564
Financial assets			
Other financial assets	10	9	30
Deferred tax assets (net)	11	60,509	35,464
Income tax assets (net)	12	1,125	-
Other non current assets	13	24,487	60,819
		2,44,389	4,00,174
Current assets			
Inventories	14	1,289	952
Financial assets			
Trade receivables	15	1,416	1,065
Cash and cash equivalents	16	2,583	3,040
Bank balances other than cash and cash equivalents	17	971	1,107
Other financial assets	18	339	695
Other current assets	19	44,666	41,830
		51,264	48,689
		2,95,653	4,48,863
EQUITY AND LIABILITIES			
EQUITY			
Equity share capital	20	3,11,801	3,11,801
Other equity	21	(1,66,324)	(43,899)
Total Equity		1,45,477	2,67,902
LIABILITIES			
Non current liabilities			
Financial liabilities			
Borrowings	22	96,732	92,096
Provisions	23	530	1,027
Other non current liabilities	24	58	547
		97,320	93,670
Current liabilities			
Financial liabilities			
Borrowings	25	7,250	30,167
Trade payables	26		242
-Total outstanding dues of micro enterprises and small enterprises		271	242
-Total outstanding dues of creditors other than micro enterprises and small enterprises		6,954	12,413
Other financial liabilities	27	7,853	10,562
Other current liabilities	28	30,474	32,753
Provisions	29	54	57
Current tax liabilities (net)	30	-	1,097
		52,856	87,291
		2,95,653	4,48,863

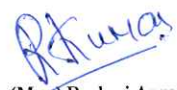
Significant accounting policies and other explanatory information forming part of the financial statements (1-57)

This is the Balance Sheet referred to in our report of even date


For **B. S. Sharma & Co.**
Chartered Accountants
Firm Registration No. 128249W

B. S. Sharma
Partner
Membership No. 031578



For and on behalf of the Board of Directors of
Dish Infra Services Private Limited


Dr. (Mrs.) Rashmi Aggarwal
Director
DIN: 07181938


Anil Kumar Dua
Chief Executive Officer


Rahul
Company Secretary
Membership No. A48354

Place : Noida
Dated: 10 May 2023


Amit Kumar Verma
Director
DIN: 09547252


Rajeev K. Dalmia
Chief Financial Officer

Dish Infra Services Private Limited
Statement of Profit and Loss for the year ended 31 March 2023
(All amounts in Rs. laacs, unless otherwise stated)

	Notes	Year ended 31 March 2023	Year ended 31 March 2022
Income			
Revenue from operations	31	1,25,532	1,52,199
Other income	32	1,221	789
Total Income		1,26,753	1,52,988
Expenses			
Purchases of stock in trade		2,380	2,262
Changes in inventories of stock-in-trade	33	(264)	1,166
Operating expenses	34	16,347	16,250
Employee benefits expense	35	7,932	7,982
Finance costs	36	14,313	16,682
Depreciation and amortization expense	37	65,604	83,153
Other expenses	38	40,731	20,852
Total expenses		1,47,043	1,48,347
Profit/(loss) before tax		(20,290)	4,641
Exceptional items	39	1,27,122	1,81,987
Loss before tax		(1,47,412)	(1,77,346)
Tax expense:			
Current tax		-	2,912
Deferred tax		(25,035)	(42,313)
Loss for the year		(1,22,377)	(1,37,945)
Other comprehensive income			
Items that will not be reclassified to profit or loss			
Remeasurement of gains/(loss) on defined benefit plan		(43)	75
Income tax relating to items that will not be reclassified to profit or loss		11	(19)
Other comprehensive income for the year		(32)	56
Total comprehensive income for the year		(1,22,409)	(1,37,889)
Earnings per share (EPS) (face value Rs. 10)			
Basic	50	(3.92)	(4.42)
Diluted	50	(3.92)	(4.42)

Significant accounting policies and other explanatory information forming part of the financial statements (1-57)


This is the Statement of Profit and Loss referred to in our report of even date

For **B. S. Sharma & Co.**
Chartered Accountants
Firm Registration No. 128249W


B. S. Sharma
Partner
Membership No. 031578




For and on behalf of the Board of Directors of
Dish Infra Services Private Limited


Dr. (Mrs.) Rashmi Aggarwal
Director
DIN: 07181938


Anil Kumar Dua
Chief Executive Officer


Amit Kumar Verma
Director
DIN: 09547252


Rajeev K. Dalmia
Chief Financial Officer


Rahul
Company Secretary
Membership No. A48354

Place : Mumbai
Dated: 10 May 2023

Place : Noida
Dated: 10 May 2023

Dish Infra Services Private Limited
Cash Flow Statement for the period ended 31 March 2023
(All amounts in Rs. lacs, unless otherwise stated)

	For the year ended 31 March 2023	For the year ended 31 March 2022
Cash flows from operating activities		
Net loss before tax after exceptional items	(1,47,412)	(1,77,346)
Adjustments for :		
Depreciation and amortisation expense	65,604	83,153
Loss on sale/ discard of fixed assets and capital work-in-progress	9,298	1,308
Share based payment to employees	(17)	13
Financial guarantee expense	12,190	11,079
Impairment on financial assets	12,706	830
Exceptional items	1,27,122	1,81,987
Liabilities written back	(876)	(8)
Foreign exchange fluctuation (net)	(26)	(59)
Interest expense	2,043	5,058
Interest income	(47)	(168)
Operating profit before working capital changes	80,585	1,05,847
Changes in working capital		
Increase in inventories	(337)	1,166
Increase in trade receivables	(13,057)	544
Decrease/(increase) in other financial assets	202	(1,485)
Decrease/(increase) in other assets	5,676	(3,969)
(Decrease)/Increase in trade payable	(5,430)	1,007
Decrease in provisions	(500)	(523)
Decrease in other liabilities	(8,046)	(6,201)
Cash generated from operations	59,093	96,386
Income taxes refund	(989)	201
Net cash generated from operating activities (A)	58,104	96,587
Cash flows from investing activities		
Purchase of property, plant and equipment (including adjustment for creditor for property, plant and equipment, work in progress and capital advances)	(26,413)	(61,232)
Proceeds from sale of property, plant and equipment	9	7
Investments in bank deposits	(839)	(6,382)
Maturity of bank deposits	983	8,342
Interest received	50	172
Net cash used in investing activities (B)	(26,210)	(59,093)
Cash flows from financing activities		
Interest paid	(2,043)	(5,492)
Repayments of long term borrowings	(26,188)	(31,177)
Repayment of short term borrowings(net)	(4,120)	(2,398)
Net cash used in financing activities (C)	(32,351)	(39,067)
Net increase/(decrease) in cash and cash equivalents (A+B+C)	(457)	(1,573)
Cash and cash equivalents at the beginning of the year	3,040	4,613
Cash and cash equivalents at the end of the year	2,583	3,040



Retun.g

g
AD

Rehulsh

Dish Infra Services Private Limited
Cash Flow Statement for the period ended 31 March 2023
(All amounts in Rs. lacs, unless otherwise stated)

	For the year ended 31 March 2023	For the year ended 31 March 2022
Cash and cash equivalents includes:		
Balances with scheduled banks :		
- in current accounts	2,583	3,040
Cash in hand	-	-
Cash and cash equivalents (refer note 16)	2,583	3,040

- (a). The above cash flow statement has been prepared under the "Indirect Method" as set out in Indian Accounting Standard 7 (Ind AS-7) on "Statements of Cash Flows"
- (b). Figures in brackets indicate cash outflow.
- (c). Additions to property, plant and equipment and intangible assets include movements of capital work-in-progress, intangible assets under development, capital advances and creditors for capital goods respectively during the year.
- (d). Refer note 25.2 for reconciliation of liabilities arising from financing activities as set out in Ind AS-7

Significant accounting policies and other explanatory information forming part of the financial statements (1-57)

This is the Cash Flow Statement referred to in our report of even date

For **B. S. Sharma & Co.**
Chartered Accountants
Firm Registration No. 128249W


B. S. Sharma
Partner
Membership No. 031578



For and on behalf of the Board of Directors of
Dish Infra Services Private Limited


Dr. (Mrs.) Rashmi Aggarwal
Director
DIN: 07181938


Anil Kumar Dua
Chief Executive Officer


Amit Kumar Verma
Director
DIN: 09547252


Rajeev K. Dalmia
Chief Financial Officer


Rahul
Company Secretary
Membership No. A48354

Place : Mumbai
Dated: 10 May 2023

Place : Noida
Dated: 10 May 2023

Dish Infra Services Private Limited
Statement of changes in equity for the year ended 31 March 2023
(All amounts in Rs. lacs, unless otherwise stated)

A. Equity share capital

	Amount
Balance as at 1 April 2021	3,11,801
Changes in equity share capital during the year	-
Balance as at 31 March 2022	3,11,801
Changes in equity share capital during the year	-
Balance as at 31 March 2023	3,11,801

B. Other equity

Particulars	Reserves & Surplus	Other Components of Equity (OCE)	Total other equity
	Retained earnings	Equity contribution from holding	
Balance as at 1 April 2021	(99,328)	1,93,305	93,977
Profit for the year	(1,37,945)	-	(1,37,945)
Other comprehensive income for the year (net of taxes)	56	-	56
Total comprehensive income for the year	(2,37,217)	1,93,305	(43,912)
Other Adjustments with holding company	-	13	13
Balance as at 31 March 2022	(2,37,217)	1,93,318	(43,899)
Profit for the year	(1,22,377)	-	(1,22,377)
Other comprehensive income for the year (net of taxes)	(32)	-	(32)
Total comprehensive income for the year	(3,59,626)	1,93,318	(1,66,308)
Other Adjustments with holding company	-	(16)	(16)
Balance as at 31 March 2023	(3,59,626)	1,93,302	(1,66,324)


Significant accounting policies and other explanatory information forming part of the financial statements (1-57)

This is the Statement Of Changes In Equity referred to in our report of even date

For B. S. Sharma & Co.

Chartered Accountants

Firm Registration No. 128249W


B. S. Sharma
 Partner

Membership No. 031578



**For and on behalf of the Board of Directors of
 Dish Infra Services Private Limited**


Dr. (Mrs.) Rashmi Aggarwal

Director

DIN: 07181938


Anil Kumar Dua

Chief Executive Officer


Rahul

Company Secretary

Membership No. A48354


Amit Kumar Verma

Director

DIN: 09547252


Rajeev K. Dalmia

Chief Financial Officer

Place : Mumbai

Dated: 10 May 2023

Place : Noida

Dated: 10 May 2023

Dish Infra Services Private Limited

Summary of significant accounting policies and other explanatory information for the year ended 31 March 2023

(All amounts in Rs. lacs, unless otherwise stated)

1. Background

Dish Infra Services Private Limited ('Dish Infra' or 'the Company') (formerly known as Xingmedia Distribution Private Limited) was incorporated on 13 February 2014. The company is inter-alia engaged in the business of providing infrastructure and back end support services to the Direct to Home (DTH) Service providers and their subscribers along with other ancillary services. Its registered office is at Essel House, B-10 Lawrence Road, Industrial Area, Delhi-110035, India.

2. General Information and Statement Of Compliance With Indian Accounting Standards (Ind As)

These financial statements of the Company have been prepared in accordance with the Ind AS as notified by Ministry of Corporate Affairs ('MCA') under section 133 of the Companies Act 2013 ('the Act') read with the Companies (Indian Accounting Standards) Rules 2015, as amended and other provisions of the Act and the presentation and disclosure requirement of Division II of Schedule III to the Act to the extent applicable. The Company has uniformly applied the accounting policies during the periods presented.

The financial statement for the year ended 31 March 2023 were authorised and approved for issue by Board of Directors on 10 May 2023.

3. Recent accounting pronouncement

Amendment to Ind AS 16, Property, Plant and Equipment

The Ministry of Corporate Affairs ("MCA") vide notification dated 23 March 2022, has issued an amendment to Ind AS 16 which specifies that an entity shall deduct from the cost of an item of property, plant and equipment any proceeds received from selling items produced while the entity is preparing the asset for its intended use (for example, the proceeds from selling samples produced when testing a machine to see if it is functioning properly).

Amendment to Ind AS 37, Provisions, Contingent Liabilities and Contingent Assets

The Ministry of Corporate Affairs ("MCA") vide notification dated 23 March 2022, has issued an amendment to Ind AS 37 which specifies that the cost of fulfilling a contract comprises: the incremental costs of fulfilling that contract and an allocation of other costs that relate directly to fulfilling contracts.

Amendment to Ind AS 103, Business Combinations

The Ministry of Corporate Affairs ("MCA") vide notification dated 23 March 2022, has issued an amendment to Ind AS 103 and has added a new exception in the standard for liabilities and contingent liabilities.

Amendment to Ind AS 109, Financial Instruments

The Ministry of Corporate Affairs ("MCA") vide notification dated 23 March 2022, has issued an amendment to Ind AS 109 which clarifies that which fees an entity should include when it applies the '10%' test in assessing whether to derecognise a financial liability. An entity includes only fees paid or received between the entity (the borrower) and the lender, including fees paid or received by either the entity or the lender on the other's behalf.

The amendments are extensive and the Company will evaluate the same to give effect to them as required by law.

4. Significant accounting policies

a) Overall considerations

These financial statements have been prepared using the significant accounting policies and measurement bases summarised in these financial statements, except where the Company has applied certain accounting policies and exemptions upon transition to Ind AS.

b) Basis of preparation of financial statements

The financial statements have been prepared on going concern basis in accordance with accounting principles generally accepted in India. Further, the financial statements have been prepared on historical cost basis except for certain financial assets, financial liabilities, plan assets related to defined benefit obligation and share based payments which are measured at fair values as explained in relevant accounting policies.

c) Current versus non-current classification

All assets and liabilities have been classified as current or non-current, wherever applicable as per the operating cycle of the Company and other criteria set out in the Act. Deferred tax assets and liabilities are classified as non-current assets and non-current liabilities, as the case may be.



37.
Rahul

Dish Infra Services Private Limited

Summary of significant accounting policies and other explanatory information for the year ended 31 March 2023

(All amounts in Rs. lacs, unless otherwise stated)

d) Business combinations and goodwill

Business combinations are accounted for using the acquisition method. The consideration transferred by the Group to obtain control of a subsidiary is calculated as the sum of the acquisition-date fair values of assets transferred, liabilities incurred, the equity interests issued and fair value of contingent consideration issued. Acquisition-related costs are expensed as and when Assets acquired and liabilities assumed are generally measured at their acquisition-date fair values.

Contingent consideration is classified either as equity or a financial liability. Amounts classified as a financial liability are subsequently re-measured to fair value with changes in fair value recognised in the statement of profit and loss.

Any contingent consideration to be transferred by the acquirer is recognised at fair value at the acquisition date. Contingent consideration classified as an asset or liability that is a financial instrument and within the scope of Ind AS 109 Financial Instruments, is measured at fair value with changes in fair value recognised either in profit or loss or as a change to OCI.

If the contingent consideration is not within the scope of Ind AS 109, it is measured in accordance with the appropriate Ind AS. Contingent consideration that is classified as equity is not re-measured and subsequent settlement is accounted for within equity.

Goodwill is measured as excess of the aggregate of the consideration transferred and the amount recognised for non-controlling interests, and any previous interest held, over the net identifiable assets acquired and liabilities assumed. If the fair value of the net assets acquired is in excess of the aggregate consideration transferred, the resulting gain on bargain purchase is recognised in OCI and accumulated in equity as capital reserve. However, if there is no clear evidence of bargain purchase, the entity recognises the gain directly in equity as capital reserve, without routing the same through other comprehensive income.

e) Property, plant and equipment and capital work in progress

Property, plant and equipment

Recognition and initial measurement

Property, plant and equipment are recorded at the cost of acquisition. The cost comprises purchase price, borrowing cost if capitalization criteria are met and directly attributable cost of bringing the asset to its working condition for the intended use upto the date when the assets are ready for use. Any trade discount, recoverable taxes and rebates are deducted in arriving at the purchase price. All other repairs and maintenance are recognized in statement of profit and loss as incurred.

Consumer premises equipment (CPE) are treated as part of capital work in progress till the time of activation thereof, post which the same gets depreciated. Capital work in progress is valued at cost.

Subsequent measurement (depreciation and useful lives)

Property, plant and equipment are subsequently measured at cost less depreciation and impairment loss. Depreciation on property, plant and equipment is provided on straight line method, computed on the basis of useful lives (as set out below) prescribed in Schedule II, of the Act, as under:

Asset category	Useful life (in years)
Plant and machinery	7.5
Office equipment except mobile	5
Mobiles	2.5
Furniture and fixtures	10
Vehicles	8
Computers	
Laptops, desktops and other devices	3
Servers and networks	6

In case of Consumer Premise Equipments (CPE), life of the assets have been assessed based on technical advice taking into account the nature, estimated usage of the assets, the operating conditions of assets, past history of replacement, anticipated technological changes etc. and accordingly CPEs are depreciated over their useful life of five years, as estimated by management.

Handwritten signature



Handwritten initials

Handwritten initials

Handwritten signature

Handwritten initials

Dish Infra Services Private Limited

Summary of significant accounting policies and other explanatory information for the year ended 31 March 2023

(All amounts in Rs. lacs, unless otherwise stated)

De-recognition

An item of property, plant and equipment and any significant part initially recognised is derecognised upon disposal or when no future economic benefits are expected from its use or disposal. Any gain or loss arising on de-recognition (calculated as the difference between the net disposal proceeds and its carrying amount) is included in the statement of profit and loss when the respective asset is derecognised.

f) Goodwill

Goodwill represents the future economic benefits arising from a business combination that are not individually identified and separately recognised. Goodwill is carried at cost less accumulated impairment losses.

g) Other Intangible assets

Recognition and initial measurement

Intangible assets are recognised if it is probable that the future economic benefits that are attributable to the asset will flow to the Company and the cost of the asset can be measured reliably. These assets are valued at cost which comprises the purchase price and any directly attributable expenditure on making the asset ready for its intended use.

Cost of computer software includes license fees, cost of implementation and directly attributable system integration expenses. These costs are capitalized as intangible assets in the year in which related software is implemented.

Subsequent measurement (amortisation)

Software are amortised over an estimated life of one year to five years.

h) Impairment of non-financial assets

At each reporting date, the Company assesses whether there is any indication based on internal/external factors, that an asset may be impaired. If any such indication exists, the Company estimates the recoverable amount of the asset. If such recoverable amount of the asset or the recoverable amount of the cash generating unit to which the asset belongs is less than its carrying amount, the carrying amount is reduced to its recoverable amount and the reduction is treated as an impairment loss and is recognised in the statement of profit and loss. If, at the reporting date there is an indication that a previously assessed impairment loss no longer exists, the recoverable amount is reassessed and the asset is reflected at the recoverable amount. Impairment losses previously recognized are accordingly reversed in the statement of profit and loss.

i) Impairment of financial assets

In accordance with Ind AS 109, the Company applies expected credit loss (ECL) model for measurement and recognition of impairment loss for financial assets. ECL is the difference between all contractual cash flows that are due to the Company in accordance with the contract and all the cash flows that the Company expects to receive. When estimating the cash flows, the Company is required to consider –

- i) All contractual terms of the financial assets (including prepayment and extension) over the expected life of the assets.
- ii) Cash flows from the sale of collateral held or other credit enhancements that are integral to the contractual terms.

Trade receivables

The Company applies simplified approach permitted by Ind AS 109 'Financial Instruments', which requires lifetime expected credit losses to be recognised from the date of initial recognition of receivables.

Other financial assets

For recognition of impairment loss on other financial assets and risk exposure, the Company determines whether there has been a significant increase in the credit risk since initial recognition and if credit risk has increased significantly, impairment loss is provided.



Signature

Signature

Signature



Dish Infra Services Private Limited

Summary of significant accounting policies and other explanatory information for the year ended 31 March 2023

(All amounts in Rs. lacs, unless otherwise stated)

j) Inventories

i) Inventories of customer premises equipment (CPE) related accessories and spares are valued at the lower of cost and net realisable value. Cost of inventories includes all costs incurred in bringing the inventories to their present location and condition. Cost is determined on a weighted average basis.

ii) Digital Content:

Digital content i.e. web series, film rights, music rights (completed (commissioned/acquired) and under production) including content in digital form are stated at lower of cost/unamortised cost or realisable value. Cost comprises acquisition/direct production cost. Where the realisable value of media content is less than its carrying amount, the difference is expensed. Programmes, film rights, music rights are expensed/amortised as under

- a) Web series are amortised over three financial years starting from the year of first telecast/upload, as per management estimate of future revenue potential.
- b) Film rights are amortised on a straight-line basis over the licensed period or sixty months from the commencement of rights, whichever is shorter.
- c) Music rights are amortised over three financial years starting from the year of commencement of rights, as per management estimate of future revenue potential.
- d) Reality shows, chat shows, events, game shows, etc. are fully expensed on telecast/upload.

k) Revenue recognition

Revenue is recognised to the extent that it is probable that the economic benefits will flow to the Company and the revenue can be reliably measured.

Revenue towards satisfaction of a performance obligation is measured at the amount of transaction price (net of variable consideration) allocated to that performance obligation. The transaction price of goods sold and services rendered is net of variable consideration on account of various discounts and schemes offered by the Company as part of the contract. The Company applies the revenue recognition criteria to each nature of the sales and services transaction as set out below, pursuant to Indian Accounting Standard-115 "Revenue from contracts with customers" (Ind AS 115) which establishes a comprehensive framework for determining whether, how much and when revenue is to be recognised.

i) Revenue from rendering of services

- Revenue from subscription services is recognised over the subscription pack validity period. Revenue is recognised net of taxes collected from the customer, collection charges and any discount given. Consideration received in advance for subscription services is initially deferred and included in other liabilities.
- Lease rental is recognised as revenue as per the terms of the contract over the period of lease on a straight line basis.
- Activation fee is recognised on an upfront basis considering the level of services rendered on activation, the corresponding cost incurred and separate consideration charged for the subsequent continuing services.
- Infrastructure support fees is recognised on the basis of fixed rate agreement on the basis of active customers over the period when services are delivered.

ii) Revenue from sale of goods

- Revenue from sale of stock-in-trade is recognised when the products are dispatched against orders to the customers in accordance with the contract terms and the Company has transferred to the buyer the significant risks and rewards.
- Sales are stated net of rebates, trade discounts, sales returns and taxes on sales.

iii) Interest income

- Income from deployment of surplus funds is recognised on accrual basis using the effective interest rate (EIR) method.



Rahul



3/0

AKD

Rahul

Dish Infra Services Private Limited

Summary of significant accounting policies and other explanatory information for the year ended 31 March 2023

(All amounts in Rs. lacs, unless otherwise stated)

l) Foreign currency translation

Functional and presentation currency

The financial statements are presented in Indian Rupees (Rs.) which is also the functional and presentation currency of the Company.

Transactions and balances

Foreign currency transactions are recorded in the functional currency, by applying to the exchange rate between the functional currency and the foreign currency at the date of the transaction.

Foreign currency monetary items are converted to functional currency using the closing rate. Non-monetary items denominated in a foreign currency which are carried at historical cost are reported using the exchange rate at the date of the transactions.

Exchange differences arising on such conversion and settlement at rates different from those at which they were initially recorded, are recognized in the statement of profit and loss in the year in which they arise.

m) Borrowing Costs

Borrowing costs include interest and other costs that the Company incurs in connection with the borrowing of funds.

Borrowing costs related to a qualifying asset that necessarily takes a substantial period of time to get ready for its intended use is worked out on the basis of actual utilization of funds out of project specific loans and/or other borrowings to the extent identifiable with the qualifying asset and is capitalized with the cost of qualifying asset, using the effective interest method. All other borrowing costs are charged to statement of profit and loss.

In case of significant long-term loans, other costs incurred in connection with the borrowing of funds are amortised over the period of respective loan.

n) Employee benefits

Employee benefits include provident fund, pension fund, gratuity and compensated absences

Defined contribution plan

The Company deposits the contributions for provident fund and employees' state insurance to the appropriate government authorities and these contributions are recognised in the Statement of Profit and Loss in the financial year to which they relate.

Defined benefit plan

The Company's gratuity scheme is a defined benefit plan. The present value of the obligation under such defined benefit plan is determined based on actuarial valuation carried out at the end of the year by an independent actuary, using the projected unit credit method, which recognises each period of service as giving rise to additional unit of employee benefit entitlement and measures each unit separately to build up the final obligation. The obligation is measured at the present value of the estimated future cash flows. The discount rates used for determining the present value of the obligation under defined benefit plans is based on the market yields on Government Securities for relevant maturity. Actuarial gains and losses are recognised immediately in the Statement of Other Comprehensive Income

iii) Other long term employee benefits

Benefits under the Company's compensated absences constitute other long-term employee benefits. The liability in respect of compensated absences is provided on the basis of an actuarial valuation done by an independent actuary using the projected unit credit method at the year end. Actuarial gains and losses are recognised immediately in the Statement of Profit and Loss.

iii) Short-term employee benefits

All employee benefits payable wholly within twelve months of rendering the service are classified as short-term employee benefits. Benefits such as salaries, wages, and bonus, etc., are recognised in the Statement of Profit and Loss in the period in which the employee renders the related service.



Arjun

90
420
Rehman



Dish Infra Services Private Limited

Summary of significant accounting policies and other explanatory information for the year ended 31 March 2023

(All amounts in Rs. lacs, unless otherwise stated)

o) Employee stock option scheme

The fair value of options granted under Employee Stock Option Plan of the Company is recognised as an employee benefits expense with a corresponding increase in equity. The total amount to be expensed is determined by reference to the fair value of the options. The total expense is recognised over the vesting period, which is the period over which all of the specified vesting conditions are to be satisfied. At the end of each period, the entity revises its estimates of the number of options that are expected to vest based on the non-market vesting and service conditions. It recognises the impact of the revision to original estimates, if any, in statement of profit and loss, with a corresponding adjustment to equity. Upon exercise of share options, the proceeds received are allocated to share capital up to the par value of the shares issued with any excess being recorded as share premium.

p) Leases

Company as a lessee

The Company's lease asset classes primarily consist of leases for Land. The Company assesses whether a contract contains a lease, at inception of a contract. A contract is, or contains, a lease if the contract conveys the right to control the use of an identified asset for a period of time in exchange for consideration. To assess whether a contract conveys the right to control the use of an identified asset, the Company assesses whether: (1) the contract involves the use of an identified asset, (2) the Company has substantially all of the economic benefits from the use of the asset through the period of the lease, and (3) the Company has the right to direct the use of the asset.

At the date of commencement of the lease, the Company recognizes a Right of use (ROU) asset and a corresponding lease liability for all lease arrangements under which it is a lessee, except for short-term leases and low value leases. For short-term leases and low value leases, the Company recognizes the lease payments as an expense on a straight-line basis over the term of the lease.

Certain lease arrangements include options to extend or terminate the lease before the end of the lease term. ROU assets and lease liabilities include these options when it is reasonably certain that they will be exercised.

The ROU assets are initially recognized at cost, which comprises the initial amount of the lease liability adjusted for any lease payments made at or prior to the commencement date of the lease plus any initial direct costs less any lease incentives. They are subsequently measured at cost less accumulated depreciation and impairment losses.

ROU assets are depreciated from the date of commencement of the lease on a straight -line basis over the shorter of the lease term and the useful life of the underlying asset

The lease liability is initially measured at amortized cost at the present value of the future lease payments. For leases under which the rate implicit in the lease is not readily determinable, the Company uses its incremental borrowing rate based on the information available at the date of commencement of the lease in determining the present value of lease payments. Lease liabilities are re measured with a corresponding adjustment to the related ROU asset if the Company changes its assessment as to whether it will exercise an extension or a termination option.

Company as a lessor

Leases in which the Company does not transfer substantially all the risks and rewards of ownership of an asset are classified as operating leases. The respective leased assets are included in the balance sheet based on their nature. Rental income is recognized on straight line basis over the lease term except where scheduled increase in rent compensates the Company with expected inflationary costs.

q) Earnings/(loss) per share

Basic earning/loss per share are calculated by dividing the net profit or loss for the period attributable to equity shareholders by the weighted average number of equity shares outstanding during the year.

For the purpose of calculating diluted earnings per share, the net profit or loss for the year attributable to equity shareholders and the weighted average number of shares outstanding during the year are adjusted for the effects of all dilutive potential equity shares.

Handwritten signature: *Arumay*

Handwritten signature: *Ben*
Handwritten initials: *g.*
Handwritten initials: *AKD*
Handwritten signature: *Fahimsh*



Dish Infra Services Private Limited

Summary of significant accounting policies and other explanatory information for the year ended 31 March 2023

(All amounts in Rs. lacs, unless otherwise stated)

r) Equity, reserves and dividend payment

Equity shares are classified as equity. Incremental costs directly attributable to the issue of new shares are shown in equity as a deduction, net of tax, from the proceeds. Retained earnings include current and prior period retained profits. All transactions with owners of the Company are recorded separately within equity.

s) Taxation

Tax expense recognized in statement of profit and loss comprises the sum of deferred tax and current tax except the ones recognized in other comprehensive income or directly in equity.

Current tax is determined as the tax payable in respect of taxable income for the year and is computed in accordance with relevant tax regulations.

Deferred tax is recognised in respect of temporary differences between carrying amount of assets and liabilities for financial reporting purposes and corresponding amount used for taxation purposes. Deferred tax assets on unrealised tax loss are recognised to the extent that it is probable that the underlying tax loss will be utilised against future taxable income. This is assessed based on the Company's forecast of future operating results, adjusted for significant non-taxable income and expenses and specific limits on the use of any unused tax loss. Unrecognised deferred tax assets are re-assessed at each reporting date and are recognised to the extent that it has become probable that future taxable profits will allow the deferred tax asset to be recovered.

Deferred tax assets and liabilities are measured at the tax rates that are expected to apply in the year when the asset is realised or the liability is settled, based on tax rates (and tax laws) that have been enacted or substantively enacted at the reporting date. Deferred tax relating to items recognised outside statement of profit and loss is recognised outside statement of profit or loss (either in other comprehensive income or in equity).

Unused tax credit such as (Minimum alternate tax ('MAT') credit entitlement) is recognized as an asset only when and to the extent there is convincing evidence that the Company will pay normal income tax during the specified period. In the year in which such credit becomes eligible to be recognized as an asset, the said asset is created by way of a credit to the statement of profit and loss and shown as unused tax credit. The Company reviews the same at each balance sheet date and writes down the carrying amount of unused tax credit to the extent it is not reasonably certain that the Company will pay normal income-tax during the specified period.

t) Operating cycle

All assets and liabilities have been classified as current or non-current as per the Company's normal operating cycle and other criteria as set out in the Division II of Schedule III to the Companies Act, 2013. The Company has ascertained its normal operating cycle as twelve months. This is based on the nature of services and the time between the acquisition of assets or inventories for processing and their realisation in cash and cash equivalents.

u) Operating expenses

Operating expenses are recognised in statement of profit or loss upon utilisation of the service or as incurred.

v) Segment reporting

Operating segments are reported in a manner consistent with the internal reporting provided to the chief operating decision maker (CODM). Basis the review of operations being done by the CODM, the operations of the Company fall under Direct to Home ('DTH') and teleport services, which is considered to be the only reportable segment.

w) Provisions, contingent liabilities, commitments and contingent assets

The Company recognises a provision when there is a present obligation as a result of a past event and it is more likely than not that there will be an outflow of resources embodying economic benefits to settle such obligations and the amount of such obligation can be reliably estimated. Provisions are discounted to their present value (where time value of money is material) and are determined based on the management's estimation of the outflow required to settle the obligation at the balance sheet date. These are reviewed at each balance sheet date and adjusted to reflect current management estimates.



Handwritten signatures and initials: "R Kumar", "AKD", and "Rahul".

Dish Infra Services Private Limited

Summary of significant accounting policies and other explanatory information for the year ended 31 March 2023

(All amounts in Rs. lacs, unless otherwise stated)

Contingent liabilities are disclosed in respect of possible obligations that have arisen from past events and the existence of which will be confirmed only by the occurrence or non-occurrence of future events, not wholly within the control of the Company. Contingent liabilities are also disclosed for the present obligations that have arisen from past events in respect of which it is not probable that there will be an outflow of resources or a reliable estimate of the amount of obligation cannot be made.

When there is an obligation in respect of which the likelihood of outflow of resources is remote, no provision or disclosure is made. Contingent assets are neither recognised nor disclosed except when realisation of income is virtually certain, related asset is disclosed.

x) Financial instruments

Initial recognition and measurement

Financial assets and financial liabilities are recognised when the Company becomes a party to the contractual provisions of the financial instrument and are measured initially at fair value adjusted for transaction costs, except for those carried at fair value through profit or loss which are measured initially at fair value. However, trade receivables that do not contain a significant financing component are measured at transaction price. Subsequent measurement of financial assets and financial liabilities is described below.

Financial assets

Subsequent measurement

Financial asset at amortised cost – the financial instrument is measured at the amortised cost if both the following conditions are met:

- The asset is held within a business model whose objective is to hold assets for collecting contractual cash flows; and
- Contractual terms of the asset give rise on specified dates to cash flows that are solely payments of principal and interest ('SPPI') on the principal amount outstanding.

After initial measurement, such financial assets are subsequently measured at amortised cost using the effective interest rate (EIR) method.

Investments in equity instruments of subsidiaries, joint ventures and associates

Investments in equity instruments of subsidiaries, joint ventures and associates are accounted for at cost in accordance with Ind AS 27 Separate Financial Statements.

Investments in mutual funds

Investments in mutual funds are measured at fair value through profit and loss (FVTPL).

Derivative instruments – derivatives such as options and forwards are carried at fair value through profit and loss with fair gains/losses recognised in profit and loss.

De-recognition of financial assets

A financial asset is primarily de-recognized when the rights to receive cash flows from the asset have expired or the Company has transferred its rights to receive cash flows from the asset.

Financial liabilities

Subsequent measurement

Subsequent to initial recognition, all financial liabilities are measured at amortised cost using the effective interest method.

De-recognition of financial liabilities

A financial liability is de-recognized when the obligation under the liability is discharged or cancelled or expires. When an existing financial liability is replaced by another from the same lender on substantially different terms or the terms of an existing liability are substantially modified, such an exchange or modification is treated as the de-recognition of the original liability and the recognition of a new liability. The difference in the respective carrying amounts is recognized in the statement of profit or loss.

Offsetting of financial instruments

Financial assets and financial liabilities are offset and the net amount is reported in the balance sheet if there is a currently enforceable legal right to offset the recognised amounts and there is an intention to settle on a net basis, to realise the assets and settle the liabilities simultaneously.



AKumar

90

B



AD

Fahim

Dish Infra Services Private Limited

Summary of significant accounting policies and other explanatory information for the year ended 31 March 2023

(All amounts in Rs. lacs, unless otherwise stated)

y) Fair value measurement

The Company measures financial instruments such as investments, at fair value at each balance sheet date. Fair value is the price that would be received to sell an asset or paid to transfer a liability at the measurement date.

All assets and liabilities for which fair value is measured or disclosed in the standalone financial statements are categorised within the fair value hierarchy, described as follows, based on the lowest level input that is significant to the fair value measurement as a whole:

- Level 1 — Quoted (unadjusted) market prices in active markets for identical assets or liabilities
- Level 2 — Valuation techniques for which the lowest level input that is significant to the fair value measurement is directly or indirectly observable
- Level 3 — Valuation techniques for which the lowest level input that is significant to the fair value measurement is unobservable

For the purpose of fair value disclosures, the Company has determined classes of assets and liabilities on the basis of the nature, characteristics and risks of the asset or liability and the level of the fair value hierarchy as explained above.

z) Cash and cash equivalents

Cash and cash equivalents comprises cash at bank and in hand, cheques in hand and short term investments that are readily convertible into known amount of cash and are subject to an insignificant risk of change in value..

aa) Cash flow statement

Cash flows are reported using the indirect method, whereby profit before tax is adjusted for the effects of transactions of non-cash nature and any deferrals or accruals of past or future cash receipts or payments. The cash flows from operating, investing and financing activities of the Company are segregated based on the available information.

ab) Significant management judgement in applying accounting policies and estimation uncertainty

The preparation of financial statements in conformity with generally accepted accounting principles requires management to make estimates and assumptions that affect the reported amounts of assets and liabilities and the disclosure of contingent liabilities on the date of the financial statements and the results of operations during the reporting periods. Although these estimates are based upon management's knowledge of current events and actions, actual results could differ from those estimates and revisions, if any, are recognised in the current and future periods.

Significant management judgements

The following are significant management judgements in applying the accounting policies of the Company that have the most significant effect on the financial statements.

Recognition of deferred tax assets: The extent to which deferred tax assets can be recognized is based on an assessment of the probability of the future taxable income against which the deferred tax assets can be utilized.

Evaluation of indicators for impairment of assets: The evaluation of applicability of indicators of impairment of assets requires assessment of several external and internal factors which could result in deterioration of recoverable amount of the assets.

Classification of leases: The Company enters into leasing arrangements for various assets. The classification of the leasing arrangement as a finance lease or operating lease is based on an assessment of several factors, including, but not limited to, transfer of ownership of leased asset at end of lease term, lessee's option to purchase and estimated certainty of exercise of such option, proportion of lease term to the asset's economic life, proportion of present value of minimum lease payments to fair value of leased asset and extent of specialized nature of the leased asset. The Company has also factored in overall time period of rent agreements to arrive at lease period to recognise rental income on straight line basis.

Contingent liabilities: At each balance sheet date basis the management judgment, changes in facts and legal aspects, the Company assesses the requirement of provisions against the outstanding warranties and guarantees. However, the actual future outcome may be different from this judgement.

Significant estimates

Information about estimates and assumptions that have the most significant effect on recognition and measurement of assets, liabilities, income and expenses is provided below. Actual results may be different.

Impairment of financial assets: At each balance sheet date, based on historical default rates observed over expected life, the management assesses the expected credit loss on outstanding receivables.



Dish Infra Services Private Limited

Summary of significant accounting policies and other explanatory information for the year ended 31 March 2023

(All amounts in Rs. lacs, unless otherwise stated)

Impairment of goodwill: At each balance sheet date, goodwill is tested for impairment. The recoverable amount of cash generating unit (CGU) is determined based on the higher of value-in-use and fair value less cost to sell. Key assumptions on which the management has based its determination of recoverable amount include estimated long-term growth rates, weighted average cost of capital and estimated operating margins. The cash flow projections take into account past experience and represent the management's best estimate about future developments. Cash flow projections based on financial budgets are approved by management.

Defined benefit obligation (DBO): Management's estimate of the DBO is based on a number of critical underlying assumptions such as standard rates of inflation, mortality, discount rate and anticipation of future salary increases. Variation in these assumptions may significantly impact the DBO amount and the annual defined benefit expenses.

Fair value measurements: Management applies valuation techniques to determine the fair value of financial instruments (where active market quotes are not available). This involves developing estimates and assumptions consistent with how market participants would price the instrument.

Useful lives of depreciable/amortisable assets: Management reviews its estimate of the useful lives of depreciable/amortisable assets at each reporting date, based on the expected utility of the assets. Uncertainties in these estimates relate to technical and economic obsolescence that may change the utility of certain software, customer relationships, IT equipment and other plant and equipment.



[Handwritten signature]

[Handwritten signature]

[Handwritten signature]



Dish Infra Services Private Limited
Summary of significant accounting policies and other explanatory information for the year ended 31 March 2023
 (All amounts in Rs. lacs, unless otherwise stated)

5 Property, plant and equipments

Particulars	Plant and equipments	Consumer premises equipments	Computers	Office equipment	Furniture and fixtures	Electrical Installations	Total
Gross carrying amount							
As at 1 April 2021	139	6,91,442	556	259	97	3	6,92,496
Additions	2	38,530	93	1	1	-	38,627
Disposal/ adjustments	-	-	14	-	-	-	14
As at 31 March 2022	141	7,29,972	635	260	98	3	7,31,109
Additions	3	49,594	118	34	6	-	49,755
Disposal/ adjustments	-	-	117	-	-	-	117
As at 31 March 2023	144	7,79,566	636	294	104	3	7,80,747
Accumulated depreciation							
As at 1 April 2021	32	5,14,132	378	76	14	1	5,14,633
Charge for the year	13	80,341	82	48	9	-	80,493
Disposal/ adjustments	-	-	8	-	-	-	8
As at 31 March 2022	45	5,94,473	452	124	23	1	5,95,118
Charge for the year	14	62,548	112	48	10	1	62,733
Impairment for the year (refer note below)	-	30,012	-	-	-	-	30,012
Disposal/ adjustments	-	-	100	-	-	-	100
As at 31 March 2023	59	6,87,033	464	172	33	2	6,87,763
Net block as at 31 March 2022	96	1,35,499	183	136	75	2	1,35,991
Net block as at 31 March 2023	85	92,533	172	122	71	1	92,984

(0' represent amount less than Rs. 50,000 rounded off to Rs. lacs)

Property, plant and equipment pledged as security

Refer note 22 and 25 for information on property, plant and equipment pledged as security by the Company.

Contractual obligation

Refer note 51 (c) for disclosure of contractual commitments for the acquisition of property, plant and equipment.

Capitalised borrowing cost

The borrowing cost has not been capitalised during the year 31 March 2023 and 31 March 2022.

Note

Please refer to Note 7, impairment testing of goodwill includes other tangible assets also and consequently the impact of impairment assessment as mentioned in said note on the D2H CGU, has been allocated to the related goodwill, other intangible assets and other tangible assets, accordingly an adjustment of Rs. 30.011 lacs (previous year Rs. Nil) on account of impairment loss in the carrying value of consumer premises equipment belonging to D2H CGU has been made



Handwritten signature and name: R. R. R.

Dish Infra Services Private Limited

Summary of significant accounting policies and other explanatory information for the year ended 31 March 2023

(All amounts in Rs. lacs, unless otherwise stated)

6 Capital work in progress

Particulars	Amount
Gross carrying amount	
As at 1 April 2021	38,769
Additions	50,219
Transfer to property, plant and equipment	(38,627)
As as 31 March 2022	50,361
Additions	17,671
Disposal/adjustment	9,299
Transfer to property, plant and equipment	(49,755)
As at 31 March 2023	27,576

Capital work in progress

Refer note 22 and 25 for information on capital work in progress pledged as security by the Company.

6.1 Ageing of Capital work-in progress

As at 31 March 2023

Capital work in progress	Less than 1 year	1-2 years	2-3 years	More than 3 years	Total
Projects in progress	22,523	559	488	4,006	27,576
Projects temporarily suspended	-	-	-	-	-
	22,523	559	488	4,006	27,576

There are no projects whose completion is overdue or has exceeded its cost compared to its original plan as at 31 March 2023

As at 31 March 2022

Capital work in progress	Less than 1 year	1-2 years	2-3 years	More than 3 years	Total
Projects in progress	45,349	972	600	3,440	50,361
Projects temporarily suspended	-	-	-	-	-
	45,349	972	600	3,440	50,361

There are no projects whose completion is overdue or has exceeded its cost compared to its original plan as at 31 March 2022

7 Goodwill

Particulars	31 March 2023	31 March 2022
Opening balance	62,109	2,23,796
Impairment of Goodwill	(62,109)	(1,61,687)
Closing balance	-	62,109

Impairment tests for goodwill

Goodwill is monitored by management at the level of D2h division acquired pursuant to merger of the Company with erstwhile Videocon D2h Limited

A summary of goodwill allocation and carrying value is presented below,

Particulars	31 March 2023	31 March 2022
D2h Infra CGU	-	62,109
D2h CGU	-	62,109

Impairment testing of the goodwill (allocated to the D2H CGU) is being performed at each balance sheet date. The recoverable amount of cash generating unit is determined based on the higher of value-in-use and fair value less cost to sell. Value in use is determined basis cash flow projections which is being prepared taking in to account past experience and represent the management's best estimate about future developments. Cash flow projections based on financial budgets are approved by management. Key assumptions on which the management has based its determination of recoverable amount include estimated long-term growth rates, weighted average cost of capital and estimated operating margins. The impairment loss, if any, determined as a result of the assessment is first applied to the carrying value of Goodwill allocated to D2H CGU and then to the other assets consisting in the CGU in accordance with the manner prescribed in Ind AS 36. Based on above, at the current reporting date, an impairment loss amounting to Rs. 99,122 lacs (previous year Rs. 1,61,687 lacs) has been determined in respect of D2H CGU. Out of the total provision for impairment, Rs. 62,109 lacs (previous year Rs. 1,61,687 lacs) has been adjusted against the carrying value of goodwill and balance was adjusted against other tangible and intangible asset in the manner prescribed in Ind AS 36.



Dish Infra Services Private Limited

Summary of significant accounting policies and other explanatory information for the year ended 31 March 2023

(All amounts in Rs. lacs, unless otherwise stated)

A summary of value in use and amount of impairment of D2h division during the financial year is given below,

	D2h Infra CGU	
	31 March 2023	31 March 2022
Present value of discounted cash flows over 5 years	48,735	80,326
Present value of terminal cash flow	46,709	1,22,112
Total value in use	95,444	2,02,438
Less: Borrowing	51,444	60,438
Less: Net working capital	3,875	(8,800)
Net recoverable amount	40,125	1,50,800
Less: Carrying value of PPE and other intangible at reporting date	1,39,247	3,12,487
Total provision for impairment	(99,122)	(1,61,687)
Opening carrying value of Goodwill of D2h CGU	62,109	2,23,796
Closing carrying value of Goodwill	-	62,109
Provision for impairment customer and distributor relationship	(7,002)	-
Provision for impairment property, plant and equipment	(30,011)	-

Key assumptions used for value in use calculation are as follows:

- The Company prepares its cash flow forecast based on the most recent financial budget approved by management with projected revenue growth rate. Average Monthly Revenue per user is expected to grow at 2% per year.
- Terminal growth rate is assumed at 2% and is based on industry growth rate and projected growth of Indian economy.
- The EBIDTA margin is expected to be at the same level through out the projected period.
- The free cash flow arrived at were discounted to present value using WACC at the rate 14.00% (previous year 13-13.5%). The sum of the discounted cash flows along with the discounted terminal value is the estimated Enterprise Value.



R. Kumar

Y/P

B. K. Kulkarni

8 Other intangible assets

Particulars	License fee	Software	Customer & Distributor Relationship	Total
Gross carrying amount				
As at 1 April 2021	1,310	4,383	14,778	20,471
Additions	171	1	-	172
As at 31 March 2022	1,481	4,384	14,778	20,643
Additions	216	-	-	216
As at 31 March 2023	1,697	4,384	14,778	20,859
Accumulated amortisation				
As at 1 April 2021	615	2,868	4,664	8,147
Charge for the year	245	859	1,556	2,660
As at 31 March 2022	860	3,727	6,220	10,807
Charge for the year	773	541	1,556	2,870
Impairment for the year (refer note 7)	-	-	7,002	7,002
As at 31 March 2023	1,633	4,268	14,778	20,679
Net block as at 31 March 2022	621	657	8,558	9,836
Net block as at 31 March 2023	64	116	-	180

Contractual obligation

Refer note 51 (c) for disclosure of contractual commitments for the acquisition of intangible assets.

9 Intangible assets under development

In line with the business plan of investing in new age technologies, inter alia, Watcho the OTT platform, networking equipments and customer premises equipments (CPE), the Company had made significant progress in augmenting these new age technologies in previous year. The Company had contracted with aggregators for content and related infrastructure and recorded Rs. 37,519 lacs (net of impairment) as intangible assets under development and Rs. 20,238 lacs as related capital advances as of 31 March 2023.

The management of the Company with the help of independent valuation experts, has performed a detailed impairment assessment of Intangible assets under development in accordance with Ind AS 36 "Impairment of assets" and of 31 March 2023 and has consequently recorded Rs. 20,800 Lacs (previous year Rs. 20,300 Lacs) as an Impairment charge for the year ended 31 March 2023, which has been disclosed as an exceptional item.

A summary of value in use and amount of impairment during the financial year is given below,

	Intangible assets under development	
	31 March 2023	31 March 2022
Present value of discounted cash flows over 5 years	4,379	8,184
Present value of terminal cash flow	33,140	57,380
Total value in use	37,519	65,564
Net recoverable amount	37,519	65,564
Carrying value of Intangible assets under development and related advances	65,519	85,864
Total provision for impairment	(28,000)	(20,300)
Carrying value of Intangible assets under development	65,519	65,864
Closing carrying value of Intangible assets under development	37,519	45,564

Key assumptions used for value in use calculation are as follows:

- The Company prepares its cash flow forecast based on the most recent financial budget approved by management with projected revenue growth rate. Average Monthly Revenue per user is expected to grow at 5% per year.
- Terminal growth rate is assumed at 3.5% and is based on industry growth rate and projected growth of Indian economy.
- The EBIDTA margin is expected to be at the same level through out the projected period.
- The free cash flow arrived at were discounted to present value using WACC at the rate 26% (previous year 23.5%). The sum of the discounted cash flows along with the discounted terminal value is the estimated Enterprise Value.

9.1 Intangible assets under development ageing schedule

As at 31 March 2023

Intangible assets under development	Amount in intangible assets under development for a period of				Total
	Less than 1 year	1-2 years	2-3 years	More than 3 years	
Projects in progress	19,955	10,664	2,700	52,500	85,819
Projects temporarily suspended	-	-	-	-	-

As at 31 March 2022

Intangible assets under development	Amount in intangible assets under development for a period of				Total
	Less than 1 year	1-2 years	2-3 years	More than 3 years	
Projects in progress	10,664	2,700	52,500	-	65,864
Projects temporarily suspended	-	-	-	-	-



R. Anand

90

Ramesh

AKD

10 Other financial assets (non-current)

	As at 31 March 2023	As at 31 March 2022
Bank deposits with of more than 12 months maturity*	9	29
Unamortised corporate guarantee charges	-	1
	<u>9</u>	<u>30</u>

* Includes deposits under lien (refer note 53).

11 Deferred tax assets/liabilities (net)

	As at 31 March 2023	As at 31 March 2022
Deferred tax assets / (liabilities) arising on account of :		
Provision for employee & others liabilities deductible on actual payment	1,087	1,299
Unabsorbed depreciation	1,439	-
Receivables, financial assets and liabilities at amortised cost	(37,322)	(40,390)
Property, plant and equipment and intangible assets	95,305	74,555
	<u>60,509</u>	<u>35,464</u>

Movement in deferred tax assets/liabilities for the year ended 31 March 2023

	As at 01 April 2022	Recognised / reversed through profit and loss	Recognised / reversed through OCI	As at 31 March 2023
Deferred tax assets / (liabilities) in relation to:				
Provision for employee & others liabilities deductible on actual payment	1,299	(223)	11	1,087
Unabsorbed depreciation	-	1,439	-	1,439
Receivables, financial assets and liabilities at amortised cost	(40,390)	3,068	-	(37,322)
Property, plant and equipment and intangible assets	74,555	20,750	-	95,305
Total deferred tax assets / (liabilities) (net)	<u>35,464</u>	<u>25,034</u>	<u>11</u>	<u>60,509</u>

Movement in deferred tax assets/liabilities for the year ended 31 March 2022

	As at 1 April 2021	Recognised / reversed through profit and loss	Recognised / reversed through OCI	As at 31 March 2022
Deferred tax assets / (liabilities) in relation to:				
Provision for employee & others liabilities deductible on actual payment	1,098	220	(19)	1,299
Unabsorbed depreciation	460	(460)	-	-
Receivables, financial assets and liabilities at amortised cost	(43,348)	2,958	-	(40,390)
Property, plant and equipment and intangible assets	34,960	39,595	-	74,555
Total deferred tax assets / (liabilities) (net)	<u>(6,830)</u>	<u>42,312</u>	<u>(19)</u>	<u>35,464</u>

12 Income tax assets (net)

	As at 31 March 2023	As at 31 March 2022
Income tax (net of provision and advance tax)	1,125	-
	<u>1,125</u>	<u>-</u>



RTuray

70

Kabulh

AKD

Dish Infra Services Private Limited

Summary of significant accounting policies and other explanatory information for the year ended 31 March 2023

(All amounts in Rs. lacs, unless otherwise stated)

13 Other non current assets

	As at 31 March 2023	As at 31 March 2022
Capital advances (refer note 9)	35,078	58,587
Less: provision for doubtful advances	(12,728)	-
Advances other than capital advances:		
Balance with government / statutory authorities	2,137	2,232
	<u>24,487</u>	<u>60,819</u>

14 Inventories

	As at 31 March 2023	As at 31 March 2022
Stock-in trade (at the lower of cost and net realisable value)	1,216	952
Customer premises equipment related accessories and spares	73	-
Digital Content	<u>1,289</u>	<u>952</u>

(Inventories have been pledged as security, refer note 22 and 25)

15 Trade receivables

	As at 31 March 2023	As at 31 March 2022
Trade receivables - considered good, unsecured	1,416	1,065
Trade receivables - credit impaired	1,716	1,716
	<u>3,132</u>	<u>2,781</u>
Less: allowances for expected credit loss	(1,716)	(1,716)
	<u>1,416</u>	<u>1,065</u>

(Trade receivable have been pledged as security, refer note 22 and 25)

All amounts are short-term. The net carrying value of trade receivables is considered a reasonable approximation of fair value.

15.1 Trade receivables ageing schedule

As at 31 March 2023

Particulars	Outstanding from the date of transaction					Total
	Less than 6 months	6 months to 1 year	1 to 2 years	2 to 3 years	More than 3 years	
Trade receivables - considered good, unsecured	1,392	14	10	-	-	1,416
Undisputed trade receivables - credit impaired	144	319	84	19	1,150	1,716
	<u>1,536</u>	<u>333</u>	<u>94</u>	<u>19</u>	<u>1,150</u>	<u>3,132</u>
Allowances for expected credit loss						<u>(1,716)</u>
						<u>1,416</u>

As at 31 March 2022

Particulars	Outstanding from the date of transaction					Total
	Less than 6 months	6 months to 1 year	1 to 2 years	2 to 3 years	More than 3 years	
Trade receivables - considered good, unsecured	1,043	18	4	-	-	1,065
Undisputed trade receivables - credit impaired	21	6	23	139	1,527	1,716
	<u>1,065</u>	<u>24</u>	<u>28</u>	<u>139</u>	<u>1,527</u>	<u>2,781</u>
Allowances for expected credit loss						<u>(1,716)</u>
						<u>1,065</u>



R. R. Sharma

7.

Rahul

[Signature]
MD

Dish Infra Services Private Limited

Summary of significant accounting policies and other explanatory information for the year ended 31 March 2023

(All amounts in Rs. lacs, unless otherwise stated)

There are no unbilled receivables, hence the same is not disclosed in the ageing schedule.

The credit period provided by the Company to its customers generally ranges from 60-90 days except subscription services wherein no such credit period is provided as it based on prepaid model.

No trade or other receivables are due by directors and other officers of the company or any of them either severally or jointly with any other persons or amounts due by firms or private companies respectively in which any director is a partner or a director or a member.

16 Cash and cash equivalents

Balances with banks:-

In current accounts
Cash in hand

	As at 31 March 2023	As at 31 March 2022
	2,583	3,040
	-	-
	<u>2,583</u>	<u>3,040</u>

17 Other bank balances

Deposits with maturity less than 12 months*

* Includes deposits under lien (refer note 53).

	As at 31 March 2023	As at 31 March 2022
	971	1,107
	<u>971</u>	<u>1,107</u>

18 Other financial assets (current)

Unsecured, considered good unless otherwise stated*

Security deposits

Others

Other recoverable
Income accrued but not due on fixed deposits
Insurance claim receivables
Unamortised corporate guarantee fee

	As at 31 March 2023	As at 31 March 2022
	312	327
	-	180
	24	24
	1	-
	2	164
	<u>339</u>	<u>695</u>

* The carrying value are considered to be reasonable approximation of fair value

19 Other current assets

Advances other than capital advances:

Advances against goods, services & others

Related parties
Others

Others

Balance with government / statutory authorities
Prepaid expenses
Unamortised borrowing costs

	As at 31 March 2023	As at 31 March 2022
	5,933	4,336
	30,290	28,865
	7,639	7,813
	187	115
	617	701
	<u>44,666</u>	<u>41,830</u>



Handwritten signature in blue ink.

Handwritten signature in blue ink.

Handwritten signature in blue ink.

20 Equity share capital	As at 31 March 2023	As at 31 March 2022
Authorised		
3,120,000,000 (31 March 2022: 3,120,000,000) equity shares of Rs. 10 each	3,12,000	3,12,000
	<u>3,12,000</u>	<u>3,12,000</u>
Issued, subscribed and paid up		
3,118,010,000 (31 March 2022: 3,118,010,000) equity shares of Rs 10 each fully paid up	3,11,801	3,11,801
	<u>3,11,801</u>	<u>3,11,801</u>

Footnotes:**a) Reconciliation of the number of shares outstanding**

	Nos	Nos
Shares at the beginning of the year	3,11,80,10,000	3,11,80,10,000
Add: Further issued during the year	-	-
Shares at the end of the year	<u>3,11,80,10,000</u>	<u>3,11,80,10,000</u>

b) Details of shareholders holding more than 5% shares of the Company

Name of shareholder	As at 31 March 2023		As at 31 March 2022	
	Number of shares	% holding in the Company	Number of shares	% holding in the Company
Dish TV India Limited	3,11,80,10,000	100.00%	3,11,80,10,000	100.00%

c) Details of shares held by promoters

Name of shareholder	As at 31 March 2023			As at 31 March 2022		
	Number of shares	% holding in the Company	% Change during the year	Number of shares	% holding in the Company	% Change during the year
Dish TV India Limited	3,11,80,10,000	100.00%	0.00%	3,11,80,10,000	100.00%	0.00%

21 Other equity

	As at 31 March 2023	As at 31 March 2022
Retained earnings		
Balance at the beginning of the year	(2,37,217)	(99,328)
Restatement of prior period items	-	-
Add: loss for the year	(1,22,377)	(1,37,945)
	<u>(3,59,594)</u>	<u>(2,37,273)</u>
Items of the other comprehensive income recognised directly in retained earnings		
-Remeasurement of post employment benefits (net of taxes)	(32)	56
Balance at the end of the year	<u>(3,59,626)</u>	<u>(2,37,217)</u>
Equity contribution from Dish TV India Limited		
Balance at the beginning of the year	1,93,318	1,93,305
Add: Received during the period	(16)	13
Balance at the end of the year	<u>1,93,302</u>	<u>1,93,318</u>
	<u>(1,66,324)</u>	<u>(43,899)</u>

Nature and purpose :**Retained earnings**

All the profits made by the Company are transferred to the retained earnings from statement of profit and loss

Other component of equity

Equity contribution represents the corporate guarantee transaction with holding Company



[Handwritten signature]

[Handwritten initials]
[Handwritten signature]
[Handwritten signature]



22 Borrowings (non-current)	As at 31 March 2023	As at 31 March 2022
From banks (Secured)		
Term loans	818	27,006
From Others (Unsecured)		
Long term borrowings from Holding Company	96,732	84,705
	<u>97,550</u>	<u>1,11,711</u>
Less: Current maturities of long term borrowings	(818)	(19,615)
	<u>96,732</u>	<u>92,096</u>

Repayment terms, rate of interest and nature of security for the outstanding long term borrowing as on 31 March 2023 and 31 March 2022

A) Term loans-Secured

Term loan of Rs. 818 lacs (31 March 2022: Rs. 27,006 lacs)

(i) Term loan of Rs. 668 lacs from Axis Bank (31 March 2022: Rs. 22,286 lacs) , balance amount is repayable in 1 quarterly instalment. Last instalment due in the month of June 2023. The rate of interest is linked to 12 months marginal cost of funds-based lending rate (MCLR) plus a spread of 1%per annum.

(ii) Term loan of Rs. 150 lacs from RBL Bank (31 March 2022: Rs. 4,720 lacs) , balance amount is repayable in 1 quarterly instalment. Last instalment due in the month of June 2023. The rate of interest is linked to 1 month MCLR+ 2.60%

Above facilities (i) to (ii) are secured by:

(a) First pari passu charge over all, present future, moveable fixed assets and current assets of the Borrower subject to a minimum asset cover ratio of 1.25 time.

(b) Unconditional and Irrevocable Corporate guarantee of Dish TV India Limited.

(c) Charge on debt service reserve account

(d) In future, if the gross block of immovable properties crosses Rs. 50 crore, the same shall be charged to be lenders on pari passu basis. The charges to be created in favour of the Security Trustee for the benefit of the lenders and the Trustee would give NOC for creating first/second charge to the other lenders after taking necessary approval from lenders. Any additional collateral security other those mentioned herein above offered by borrower to other lenders (in case of pari passu charge) shall also be available to the bank.

B) Borrowings from other

An amount of Rs 2,45,023 Lacs payable to Dish TV India Limited (holding Company) has been converted in to long term interest free Loan repayable on 31st March 2030. In accordance with the guidance given in Ind AS 109, present value of the loan amount is Rs. 96,732 lacs shown under borrowing non-current and the balance amount of Rs. 1,80,072 lacs is shown as equity contribution from Dish TV India Limited shown in note 21.

23 Provisions (non-current)	As at 31 March 2023	As at 31 March 2022
Provisions for employee benefits		
Leave encashment (refer note 41)	431	438
Gratuity (refer note 41)	99	589
	<u>530</u>	<u>1,027</u>

24 Other non current liabilities	As at 31 March 2023	As at 31 March 2022
Revenue received in advance	58	547
	<u>58</u>	<u>547</u>

25 Borrowings (current)	As at 31 March 2023	As at 31 March 2022
From banks (secured)		
Cash credits	6,432	10,552
Current maturities of long term borrowings (refer note 22 and 25.1)	818	19,615
	<u>7,250</u>	<u>30,167</u>

25.1 Current maturities of long term borrowings

From banks	As at 31 March 2023	As at 31 March 2022
Term loans	818	19,615
	<u>818</u>	<u>19,615</u>



Signature

Signature
Fahulshu

Cash credit

- (i) The Company has taken cash credit facility of Rs. 3,751 lacs (31 March 2022: Rs. 3,770 lacs) from Axis bank for general business purposes. The rate of interest is 3 month MCLR+ 1.70%.

Above facility is secured by:

- (a) 'First pari-passu charges on all movable and immovable fixed assets (both present and future);
 (b) First pari-passu charges on all current assets including stock of raw materials, semi finished and finished goods, consumable stores and spares and such other movable including book debts, bills, outstanding monies receivables (both present and future);
 (c) Corporate guarantee is given by Dish TV India Limited.

- (ii) The Company has taken cash credit facility of Rs. 2,681 lacs from RBL Bank (31 March 2022: Rs. 6,782 lacs) for general business purposes. The rate of interest is 3 months MCLR + 1.00%.

Above facility is secured by:

- (a) First pari-passu charges on consumer premises equipment (CPE) (both present and future);
 (b) First pari-passu charges on all current assets including stock of raw materials, semi finished and finished goods, consumable stores and spares and such other movable including book debts, bills, outstanding monies receivables (both present and future);
 (c) 'First pari-passu charges on all movable and immovable fixed assets (both present and future);
 (d) Assignment of insurance policies pertaining to CPE charged, current assets and movable fixed assets.
 (e) Corporate guarantee is given by Dish TV India Limited.

25.2 Reconciliation of liabilities arising from financing activities

Particulars	Borrowings (non-current)	Borrowings (current)
As at 1 April 2021	1,33,707	12,950
Cash flows:		
Repayment of borrowings	(31,177)	(2,398)
Non-cash:		
Impact of borrowings measured at amortised cost	9,181	-
As at 31 March 2022	1,11,711	10,552
Cash flows:		
Repayment of borrowings	(26,188)	(4,120)
Non-cash:		
Impact of borrowings measured at amortised cost	12,027	-
As at 31 March 2023	97,550	6,432

26 Trade payables

Total outstanding dues of micro enterprises and small enterprises (MSME)
 Total outstanding dues of creditors other than micro enterprises and small enterprises

	As at 31 March 2023	As at 31 March 2022
	271	242
	6,954	12,413
	7,225	12,655

26.1 Dues to small and micro enterprises pursuant to section 22 of the Micro, Small and Medium Enterprises Development ('MSMED') Act, 2006#:

Particulars	As at 31 March 2023	As at 31 March 2022
i) the principal amount and the interest due thereon remaining unpaid to any supplier as at the end of each accounting year;	271	242
ii) the amount of interest paid by the buyer in terms of section 16, along with the amounts of the payment made to the supplier beyond the appointed day during each accounting year;	-	-
iii) the amount of interest due and payable for the period of delay in making payment (which have been paid but beyond the appointed day during the year) but without adding the interest specified under this Act;	-	-
iv) the amount of interest accrued and remaining unpaid at the end of each accounting year; and	-	-
v) the amount of further interest remaining due and payable even in the succeeding years, until such date when the interest dues as above are actually paid to the small enterprise, for the purpose of disallowance as a deductible expenditure under section 23	-	-

The management has identified micro and small enterprises as defined under Micro, Small and Medium Enterprises Development Act, 2006 (MSMED) on the basis of information made available by the supplier or vendors of the Company. Based on the information available with the Company, as at the year end, dues towards micro and small Enterprises that are reportable under the MSMED Act, 2006 has been disclosed above.



R. K. Gupta

AKD

Fahudh

26.2 Trade Payables aging schedule

As at 31 March 2023

Particulars	Outstanding from the date of transaction					Total
	Unbilled Payable	Less than 1 year	1-2 years	2-3 years	More than 3 years	
Total outstanding dues of MSME	-	271	-	-	-	271
Total outstanding dues of creditors other than MSME	1,159	5,345	15	51	383	6,954
Total disputed MSME	-	-	-	-	-	-
Total disputed other than MSME	-	-	-	-	-	-
	1,159	5,617	15	51	383	7,225

As at 31 March 2022

Particulars	Outstanding from the date of transaction					Total
	Unbilled Payable	Less than 1 year	1-2 years	2-3 years	More than 3 years	
Total outstanding dues of MSME	-	242	-	-	-	242
Total outstanding dues of creditors other than MSME	1,635	6,977	1,677	1,829	295	12,413
Total disputed MSME	-	-	-	-	-	-
Total disputed other than MSME	-	-	-	-	-	-
	1,635	7,219	1,677	1,829	295	12,655

27 Other financial liabilities (current)*

	As at 31 March 2023	As at 31 March 2022
Employee related liabilities	703	1,283
Capital creditors	5,432	6,635
Commission accrued	1,718	2,644
	<u>7,853</u>	<u>10,562</u>

* The carrying values are considered to be reasonable approximation of fair values.

28 Other current liabilities

	As at 31 March 2023	As at 31 March 2022
Revenue received in advance	10,079	16,173
Statutory dues	1,890	3,291
Advances/ deposits received	18,505	13,289
	<u>30,474</u>	<u>32,753</u>

29 Provisions (current)

	As at 31 March 2023	As at 31 March 2022
Provisions for employee benefits		
Leave encashment (refer note 41)	54	57
	<u>54</u>	<u>57</u>

30 Current tax liabilities

	As at 31 March 2023	As at 31 March 2022
Provision for income tax	-	1,097
	<u>-</u>	<u>1,097</u>



Signature

Signature

Signature
Signature
Signature

31 Revenue from operations

	Year ended 31 March 2023	Year ended 31 March 2022
Income from Direct to Home (DTH) subscribers:		
-Subscription revenue	567	60
-Infra support services	1,18,915	1,45,152
-Lease rentals	102	406
Sales of customer premises equipment (CPE) and accessories	573	791
Advertisement income	2,878	3,533
Other operating income	2,497	2,257
	1,25,532	1,52,199

Disclosure of revenue pursuant to Ind AS 115- Revenue from contract with customers

A. Reconciliation of revenue from rendering of service and sale of goods with the contracted price

	Year ended 31 March 2023	Year ended 31 March 2022
Contracted Price	1,25,532	1,52,199
	1,25,532	1,52,199

B. Disaggregation of revenue

	Year ended 31 March 2023	Year ended 31 March 2022
Revenue from operation*		
Subscription revenue	567	60
Infra support services	1,18,915	1,45,152
Lease rentals	102	406
Sales of customer premises equipment (CPE) and accessories	573	791
Advertisement income	2,878	3,533
Operating revenue	1,23,035	1,49,942
Other operating revenue	2,497	2,257
Total revenue covered under Ind AS 115	1,25,532	1,52,199

*The Company has disaggregated the revenue from contracts with customers on the basis of nature of services. The Company believes that the disaggregation of revenue on the basis of nature of services have no impact on the nature, amount, timing and uncertainty of revenue and cash flows.

C. Contract balances

The following table provides information about receivables and contract liabilities from contract with customers

	Year ended 31 March 2023	Year ended 31 March 2022
Contract liabilities		
Advance from customer(Income received in advance and other advance)	28,642	30,009
	28,642	30,009
Receivables		
Trade receivables	3,132	2,781
Less: allowances for expected credit loss	(1,716)	(1,716)
	1,416	1,065

Contract asset is the right to consideration in exchange for goods or services transferred to the customer. Contract liability is the entity's obligation to transfer goods or services to a customer for which the entity has received consideration from the customer in advance.



AKumar

3/3

Be
Zahid
MD

(All amounts in Rs. lacs, unless otherwise stated)

D. Significant changes in the contract liabilities balances during the year are as follows:

	Year ended 31 March 2023	Year ended 31 March 2022
Opening balance	30,009	36,527
Addition during the year	28,095	29,297
Revenue recognised during the year	29,462	35,815
Closing balance	<u>28,642</u>	<u>30,009</u>
32 Other income	Year ended 31 March 2023	Year ended 31 March 2022
Interest income from:		
- fixed deposits/ margin accounts	47	168
Foreign exchange fluctuation (net)	180	400
Liabilities written back	876	8
Miscellaneous income	118	213
	<u>1,221</u>	<u>789</u>
33 Changes in inventories of stock-in-trade (CPE related accessories / spares)	Year ended 31 March 2023	Year ended 31 March 2022
Opening stock	952	2,118
Less: Closing stock	1,216	952
	<u>(264)</u>	<u>1,166</u>
34 Operating expenses	Year ended 31 March 2023	Year ended 31 March 2022
Programming and other costs	1,707	177
Call center charges	10,610	11,478
Other operating expenses	4,030	4,595
	<u>16,347</u>	<u>16,250</u>
35 Employee benefit expenses	Year ended 31 March 2023	Year ended 31 March 2022
Salaries	7,366	7,445
Contribution to provident and other funds	414	382
Share based payments to employees	(17)	13
Staff welfare expenses	169	142
	<u>7,932</u>	<u>7,982</u>
36 Finance costs	Year ended 31 March 2023	Year ended 31 March 2022
Interest on:		
-Term loans from banks	1,246	3,886
-Over draft	573	808
-Buyer's credits from banks	-	361
-Others	224	3
Expense for financial guarantee contract	12,190	11,079
Other borrowing costs	80	545
	<u>14,313</u>	<u>16,682</u>



R. K. Nayak

9/0

R. K. Nayak
M.D.

Dish Infra Services Private Limited**Summary of significant accounting policies and other explanatory information for the year ended 31 March 2023**

(All amounts in Rs. lacs, unless otherwise stated)

37 Depreciation and amortisation expenses

	Year ended 31 March 2023	Year ended 31 March 2022
Depreciation	62,733	80,493
Amortisation	2,870	2,660
	65,603	83,153

38 Other expenses

	Year ended 31 March 2023	Year ended 31 March 2022
Electricity charges	214	182
Rent	1,123	1,103
Repairs and maintenance		
- Plant and machinery	84	9
- Consumer premises equipments	1,849	2,570
- Building	7	8
- Others	39	36
Insurance	131	92
Rates and taxes	9	19
Legal and professional fees	413	448
Printing and stationary	40	32
Communication expenses	884	816
Travelling and conveyance	1,231	886
Service and hire charges	1,001	1,180
Advertisement and publicity expenses	2,731	1,909
Business promotion expenses	3,932	3,643
Commission	4,162	5,311
Provision for doubtful debts	12,706	830
Loss on sale/ discard of capital work-in-progress	9,299	1,309
Miscellaneous expenses	876	469
	40,731	20,852

39 Exceptional items

	Year ended 31 March 2023	Year ended 31 March 2022
Impairment of goodwill (refer note 7)	62,109	1,61,687
Impairment of customer & distributor relationship (refer note 7)	7,002	-
Impairment of property, plant and equipments (refer note 7)	30,011	-
Impairment of intangible assets under development (refer note 9)	28,000	20,300
	1,27,122	1,81,987



R. Kumar

*By
AED*

*By
K. Kumar*

40 Group structure

Particulars	Country of incorporation	Percentage of ownership
Name of the holding company Dish TV India Limited	India	100%

41 Disclosure pursuant to Indian Accounting Standard 19 on "Employee Benefits"

Defined contribution plans

An amount of Rs. 390 lacs (previous year Rs. 364 lacs) and Rs. 0.25 lac (previous year Rs. 1 lacs) for the year, have been recognized as expenses in respect of the Company's contributions to Provident Fund and Employee's State Insurance Fund respectively, deposited with the government authorities and have been included under "Employee benefits expenses".

Defined benefit plans

The Company provides for gratuity, a defined benefit retirement plan covering eligible employees. As per the plan, the Dish TV employees group gratuity trust, administered and managed by the Trustees and funded primarily with Life Insurance Corporation of India (LIC), make payment to vested employees at retirement, death, incapacitation or termination of employment, of an amount based on the respective employee's salary and the tenure of employment. The Trustees are responsible for the overall governance of the plan and to act in accordance with the provisions of the trust deed and rules in the best interests of the plan participants. Each year an Asset-Liability matching study is performed in which the consequences of the strategic investment policies are analysed in terms of risk and return profiles. Investment and contribution policies are integrated within this study. Liabilities with regard to the Gratuity Plan are determined by actuarial valuation as set out in Note 4(m) in significant accounting policies, based upon which, the Company makes contributions to the Employees' Gratuity Funds.

Risk exposure

The defined benefit plans are typically based on certain assumptions and expose company to various risk as follows:

- Salary risk- Actual salary increases will increase the Plan's liability. Increase in salary increase rate assumption in future valuations will also increase the liability.
- Investment risk – If Plan is funded then assets liabilities mismatch & actual investment return on assets lower than the discount rate assumed at the last valuation date can impact the liability.
- Discount rate : Reduction in discount rate in subsequent valuations can increase the plan's liability.
- Mortality – Actual deaths and disability cases proving lower or higher than assumed in the valuation can impact the liabilities.
- Withdrawals – Actual withdrawals proving higher or lower than assumed withdrawals and change of withdrawal rates at subsequent valuations can impact plan's liability.

The following table sets forth the status of the gratuity plan of the Company and the amounts recognised in the Balance Sheet and Statement of Profit and Loss:

i) Changes in present value of obligation

Particulars	31 March 2023	31 March 2022
Changes in present value of obligation		
Present value of obligation as at the beginning of the year	1,014	1,020
Interest cost	73	69
Current service cost	136	134
Benefits paid	(233)	(134)
Actuarial loss/(gain) on obligation	42	(75)
Present value of obligation as at the end of the year	1,032	1,014

ii) Changes in fair value of plan assets

Particulars	31 March 2023	31 March 2022
Fair value of plan assets at the beginning of year	425	-
Actual return on plan assets	32	5
Employer contribution	476	420
Fair value of plan assets as at end of the year	933	425



Handwritten signatures and initials: *Arjun G. Bha*, *Rahulsh*, *MD*

Dish Infra Services Private Limited

Summary of significant accounting policies and other explanatory information for the year ended 31 March 2023

(All amounts in Rs. lacs, unless otherwise stated)

iii) Major categories of plan assets :

The Company's plan assets primary comprise of qualifying insurance policies issued by life insurance corporation of India amounting to Rs. 425 lacs (previous year nil) for defined benefit obligation.

iv) Amount of provision recognised in Balance Sheet

Particulars	31 March 2023	31 March 2022
Present value of obligation as at end of the year	1,032	1,014
Fair value of plan assets as at end of the year	933	425
Liability/provision in balance sheet	99	589
Current	-	-
Non-current	99	589

v) Amount recognised in the Statement of profit and loss:

Particulars	As at 31 March 2023	As at 31 March 2022
Expenses recognized in the Statement of Profit and Loss		
Current service cost	136	134
Interest cost on benefit obligation	73	69
	209	203

vi) Amount recognised in the Statement of other comprehensive income:

Particulars	As at 31 March 2023	As at 31 March 2022
Expenses recognized in the Statement of other comprehensive income		
Net actuarial loss/(gain) recognised in the year	42	(75)
	42	(75)
Bifurcation of actuarial Gain		
Actuarial (gain)/loss arising from change in demographic assumption	-	-
Actuarial loss arising from change in financial assumption	(14)	(30)
Actuarial gain arising from experience adjustment	56	(45)

vii) The principal assumptions used in determining gratuity for the Company's plans are shown below:

Particulars	As at 31 March 2023	As at 31 March 2022
Retirement age (years)	60	60
Discount rate	7.36%	7.18%
Salary escalation rate (per annum)	10.00%	10.00%
Withdrawal rates		
Age- Upto 30 years	20.00%	20.00%
31-44 years	12.50%	12.50%
Above 44 years	8.00%	8.00%
Mortality rate	100% of IALM (2012-14)	100% of IALM (2012-14)

These assumptions were developed by the management with the assistance of independent actuarial appraisers.

Discount rate: The discount rate is estimated based on the prevailing market yields of Indian government securities as at the balance sheet date for the estimated term of the obligation.

Salary escalation rate: The estimates of salary increases, considered in actuarial valuation, take account of inflation, promotion and other relevant factors.



Handwritten signature

Handwritten signature



viii Maturity profile of defined benefit obligation:

	Year	As at 31 March 2023	As at 31 March 2022
a)	0 to 1	117	108
b)	1 to 2	90	122
c)	2 to 3	77	80
d)	3 to 4	71	69
e)	4 to 5	63	62
f)	5 to 6	66	54
g)	6 year onwards	547	519

ix) Sensitivity analysis of the defined benefit obligation for significant actuarial assumptions

Particulars	As at 31 March 2023	As at 31 March 2022
Impact of the change in discount rate		
Present value of obligation at the end of the year	1,032	1,014
Decrease in liability due to increase of 0.50 %	(38)	(38)
Increase in liability due to decrease of 0.50 %	41	41
Impact of the change in salary increase		
Present value of obligation at the end of the year	1,032	1,014
Increase in liability due to increase of 0.50 %	40	40
Decrease in liability due to decrease of 0.50 %	(38)	(37)

Sensitivities due to mortality & withdrawals are not material & hence impact of change due to these not calculated.

x) The Company expects to contribute Rs.172.40 Lakhs (previous year - Rs.197.94 Lakhs) to the funded gratuity plans during the next financial year.

Other long term employment benefits

The liability towards compensated absence for the year ended 31 March 2023 base on the actuarial valuation carried out by using projected unit credit method stood at Rs. 485 lacs (previous year Rs. 511 lacs).

The principal assumptions used in determining compensated absences are shown below:

Particulars	As at 31 March 2023	As at 31 March 2022
Retirement age (years)	60	60
Mortality rate	100% of IALM (2012-14)	100% of IALM (2012-14)
Ages		
Withdrawal rates		
Age- Upto 30 years	20.00%	20.00%
31-44 years	12.50%	12.50%
Above 44 years	8.00%	8.00%
Leave		
Leave availment rate	3%	3%
Leave Lapse rate while in service	Nil	Nil
Leave Lapse rate on exit	Nil	Nil
Leave encashment rate while in service	5%	5%

42 Financial instruments measured at fair value

A. Fair value hierarchy

The financial assets and liabilities measured at fair value in the statement of financial position are divided in to three levels of fair value hierarchy. The three levels are defined based on the observability of significant inputs to the measurement, as follows:

Level 1: quoted prices (unadjusted) in active markets for identical assets or liabilities;

Level 2: the fair value of financial instruments that are not traded in active market is determined using valuation technique which maximise the use of observable market data rely as low as possible on entity specific estimate.

Level 3: if one or more of the significant inputs are not based on observable market data, the instrument is included in level 3



Handwritten signature: *R Kumar*

Handwritten signature: *R Kumar*



Dish Infra Services Private Limited

Summary of significant accounting policies and other explanatory information for the year ended 31 March 2023

(All amounts in Rs. lacs, unless otherwise stated)

B. Fair value of financial assets and liabilities measured at amortised cost

Particulars	Note	31 March 2023		31 March 2022	
		Carrying	Fair value	Carrying	Fair value
Financial assets					
Financial guarantee assets	Level 3	-	-	1	1
Other financial assets	Level 3	9	9	29	29
Total financial assets		9	9	30	30
Financial liabilities					
Borrowings	Level 3	2,45,023	96,732	2,45,023	84,705
Other financial liability	Level 3	-	-	7,391	7,391
Total financial liabilities		2,45,023	96,732	2,52,414	92,096

The above disclosures are presented for non-current financial assets and liabilities. The carrying value of current financial assets and liabilities (security deposits, cash and cash equivalents, trade receivables, other financial assets, financial guarantee contracts, trade payables and other financial liabilities) represents the best estimate of fair value.

43 A. Financial instruments by category

Particulars	31 March 2023			31 March 2022		
	FVOCI	FVTPL	Amortised	FVOCI	FVTPL	Amortised Cost
Financial assets						
Financial guarantee assets	-	-	-	-	-	1
Trade receivables	-	-	1,416	-	-	1,065
Cash and cash equivalents	-	-	2,583	-	-	3,040
Other financial assets	-	-	1,319	-	-	1,831
Total financial assets	-	-	5,318	-	-	5,937
Financial liabilities						
Borrowings	-	-	1,03,982	-	-	1,22,263
Trade payables	-	-	7,225	-	-	12,655
Other financial liabilities	-	-	7,853	-	-	10,562
Total financial liabilities	-	-	1,19,060	-	-	1,45,480

B. Financial risk management

The Company is exposed to various risk in relation to financial instruments. The main types of risks are credit risk, liquidity risk and market risk.

The Company's risk management is coordinated in close co-operation with the board of directors, and focuses on securing Company's short to medium term cash flows.

This note explains the sources of risk which the Company is exposed to and how the Company manages the risk and the related impact in these standalone financial statements.

Credit risk

Credit risk is the risk that a counterparty to a financial instrument will fail to discharge an obligation to the company causing a financial loss. The Company's exposure to credit risk is influenced mainly by cash and cash equivalents, trade receivables and financial assets measured at amortised cost.

Credit risk management

Credit risk rating

The Company assesses and manages credit risk of financial assets based on following categories arrived on the basis of assumptions, inputs and factors specific to the class of financial assets. The Company continuously monitors defaults of the counterparties and incorporates this information into its credit risk controls.

- A: Low credit risk
- B: Moderate credit risk
- C: High credit risk



Handwritten signature in blue ink.

Handwritten signature in blue ink with initials 'Rahul' and 'Hed'.



Dish Infra Services Private Limited

Summary of significant accounting policies and other explanatory information for the year ended 31 March 2023

(All amounts in Rs. lacs, unless otherwise stated)

The Company provides for expected credit loss based on the following:

Asset group	Basis of categorization	Provision for expected credit loss
Low credit risk	Investment, cash and cash equivalents, Loans, security deposits, other bank balances and other financial assets	12 month expected credit loss
Moderate credit risk	Trade receivables	Life time expected credit loss
High credit risk	Trade receivables	Life time expected credit loss or fully provided for

Based on business environment in which the Company operates, a default on a financial asset is considered when the counter party fails to make payments within the agreed time period as per contract. Loss rates reflecting defaults are based on actual credit loss experience and considering differences between current and historical economic conditions.

Credit rating	Particulars	31 March 2023	31 March 2022
Low credit risk	Investment, cash and cash equivalents, Loans, security deposits, other bank balances and other financial assets	3,902	4,872
Moderate credit risk	Trade receivables	1,416	1,065
High credit risk	Trade receivables	1,716	1,716

Credit risk from balances with banks, term deposits and investments is managed by Company's finance department and are held with highly rated banks.

The Company has given security deposits to vendors for rental deposits for office properties, securing services from them. The Company does not expect any default from these parties and accordingly the risk of default is negligible or nil.

Concentration of trade receivables

The Company has widespread customers and there is no concentration of trade receivables.

a) Expected credit losses

Provision for expected credit losses


The company recognises lifetime expected credit losses on trade receivables using a simplified approach and uses historical information to arrive at loss percentage relevant to each category of trade receivables.

The following table provides information about the exposure to credit risk and expected credit loss for trade receivables from individual customers:

As at 31 March 2023	Gross carrying amount	Weighted- average loss rate	Loss allowance
0-90 days	1,430	7.83%	112
91-180 days	106	30.07%	32
181-365 days	333	95.85%	319
1-2 years	94	89.45%	84
More than 2 years	1,169	100.00%	1,169
	3,132		1,716

As at 31 March 2022	Gross carrying amount	Weighted- average loss rate	Loss allowance
0-90 days	1,020	1.82%	19
91-180 days	39	6.15%	2
181-365 days	30	20.28%	6
1-2 years	28	83.66%	23
More than 2 years	1,666	100.00%	1,666
	2,781		1,716



R. Kumar
Fahishah


Expected credit loss for trade receivables under simplified approach

As at 31 March 2023

Particulars	Estimated gross carrying amount at default	Expected credit losses	Carrying amount net of impairment provision
Trade receivables	3,132	(1,716)	1,416

As at 31 March 2022

Particulars	Estimated gross carrying amount at default	Expected credit losses	Carrying amount net of impairment provision
Trade receivables	2,781	(1,716)	1,065

Reconciliation of loss allowance provision – Trade receivable

Particulars	Carrying amount net of impairment provision
Loss allowance on 31 March 2022	(1,716)
Changes in loss allowance	-
Loss allowance on 31 March 2023	(1,716)

b) Liquidity risk

Liquidity risk is the risk that suitable sources of funding for the Company's business activities may not be available. Prudent liquidity risk management implies maintaining sufficient cash and marketable securities and the availability of funding through an adequate amount of committed credit facilities to meet obligations when due and to close out market positions. Management monitors rolling forecasts of the Company's liquidity position (comprising the undrawn borrowing facilities) and cash and cash equivalents on the basis of expected cash flows. Short term liquidity requirements comprises mainly of trade payables and employee dues arising during normal course of business as on each balance sheet date. Long- term liquidity requirement is assessed by the management on periodical basis and is managed through internal accruals and through funding commitments from shareholders.

c) Maturity of financial liabilities

31 March 2023	Less than 1 year	1 to 5 years	Later than 5 years
	Rs. in lacs	Rs. in lacs	Rs. in lacs
Borrowing	7,250	96,732	-
Trade Payable	7,225	-	-
Other financial liabilities	7,853	-	-

31 March 2022	Less than 1 year	1 to 5 years	Later than 5 years
	Rs. in lacs	Rs. in lacs	Rs. in lacs
Borrowing	30,167	92,096	-
Trade Payable	12,655	-	-
Other financial liabilities	10,562	-	-



Handwritten signatures and initials: eg. [Signature], [Signature], [Signature]



d) Market Risk

i. Foreign currency risk

Foreign currency risk exposure:

Particulars	As at 31 March 2023	
	Currency type	
	EURO	USD
Financial assets (A)	-	-
Trade payables	314	-
Other current financial liabilities	-	500
Financial liabilities (B)	314	500
Net exposure (A-B)	(314)	(500)

Particulars	As at 31 March 2022	
	Currency type	
	EURO	USD
Financial assets (A)	-	-
Loans and borrowings	-	-
Trade payables	3,909	-
Other current financial liabilities	-	1,377
Financial liabilities (B)	3,909	1,377
Net exposure (A-B)	(3,909)	(1,377)

Sensitivity

The sensitivity of profit or loss to changes in the exchange rates arises mainly from foreign currency denominated financial instruments and the impact on other components of equity arises from foreign forward exchange contracts, foreign exchange option contracts designated as cash flow hedges.

Particulars	31 March 2023	
	Impact on Profit/(Loss)	
	Currency type	
	EURO	USD
Foreign exchange rate increased by 5%	(16)	(25)
Foreign exchange rate decreased by 5%	16	25

Particulars	31 March 2022	
	Impact on Profit/(Loss)	
	Currency type	
	EURO	USD
Foreign exchange rate increased by 5%	(195)	(69)
Foreign exchange rate decreased by 5%	195	69

ii. Interest rate risk

Liabilities

a) Interest rate risk exposure

The exposure of the Company's borrowing to interest rate changes at the end of the reporting period are as follows:

Particulars	31 March 2023	31 March 2022
Variable rate borrowings	1,04,800	1,41,878
Total borrowings	1,04,800	1,41,878

b) Sensitivity

Profit or loss is sensitive to higher/lower interest expense from borrowings as a result of changes in interest rates

Particulars	Increase/(decrease) in profit before tax	
	31 March 2023	31 March 2022
	Interest rates – increase by 50 basis points (31 March 2022 50 bps)	(524)
Interest rates – decrease by 50 basis points (31 March 2022 50 bps)	524	709



By: 
 P. K. M. & CO.
 Chartered Accountants

Dish Infra Services Private Limited

Summary of significant accounting policies and other explanatory information for the year ended 31 March 2023

(All amounts in Rs. lacs, unless otherwise stated)

Assets

The Company's fixed deposits are carried at fixed rate. Therefore not subject to interest rate risk, since neither the carrying amount nor the future cash flows will fluctuate because of change in market interest rates.

iii. Price risk

The exposure to price risk arises from investments held by the Company and classified in the balance sheet either as fair value through OCI or at fair value through profit or loss.

Further the company is not exposed to any price risk as none of the equity securities held by the company are classified as fair value through profit and loss or fair value through OCI.

44 Capital management

For the purpose of the Company's capital management, capital includes issued capital and all other equity reserves attributable to the equity shareholders of the Company. The primary objective of the Company when managing capital is to safeguard its ability to continue as a going concern and to maintain an optimal capital structure so as to maximize shareholder value.

As at 31 March, 2023, the Company has only one class of equity shares and has reasonable debt. The Company's net debt consists interest bearing borrowings. Consequent to such capital structure, there are no externally imposed capital requirements. In order to maintain or achieve an optimal capital structure, the Company allocates its capital for distribution as dividend or re-investment into business based on its long term financial plans.

The gearing ratios were as follows:

Particulars	31 March 2023	31 March 2022
Net debt	1,04,800	1,41,878
Total equity	1,45,477	2,67,902
Net debt to equity ratio	0.72	0.53

The company has not declared dividend in current year and previous year

45 Taxation

Particulars	For the year ended	
	31 March 2023	31 March 2022
Income tax recognised in statement of profit and loss		
Current tax expense (including earlier years)	-	2,912
Deferred tax (including earlier years)	(25,035)	(42,313)
Total income tax expense recognised in the current year	(25,035)	(39,401)

The income tax expenses for the year can be reconciled to the accounting profit as follows:

Particulars	For the year ended	
	31 March 2023	31 March 2022
Income tax recognised in statement of profit and loss		
Profit before tax	(1,47,412)	(1,77,346)
Income-tax using company's domestic tax rate*	25.168%	25.168%
Expected tax expense (A)	(37,101)	(44,634)
Tax effect of adjustments to reconcile expected income tax expense to reported income-tax expense		
Tax impact of expenses on account of permanent differences	12,066	5,109
Others	-	124
Total Adjustments (B)	12,066	5,233
Total Income tax expense	(25,035)	(39,401)



R. Kumar
Fa. Kishor
Ad



Dish Infra Services Private Limited

Summary of significant accounting policies and other explanatory information for the year ended 31 March 2023

(All amounts in Rs. lacs, unless otherwise stated)

*Domestic tax rate applicable to the Company has been computed as follows:

Basic tax rate	22.00%	22.00%
Surcharge (% of tax)	10.00%	10.00%
Cess (% of tax)	4.00%	4.00%
Applicable rate	25.168%	25.168%

46 Segmental information

The Company is in the business of providing Direct to Home ('DTH') and teleport services primarily in India. As the Company's business activity primarily falls within a single business and geographical segment, disclosures in terms of Ind AS 108 on "Operating Segments" are not applicable.

47 Related party disclosures

a) Related parties where control exists:

Holding Company
Dish TV India Limited

b) Other related parties with whom the Company had transactions:

Key management personnel (KMP)	Mr. Jawahar Lal Goel (up to 19 September 2022)
Other related parties	Dish TV employee group gratuity trust

c) Transactions during the year with related parties:

Particulars	For the year ended	
	31 March 2023	31 March 2022
(i) With holding company		
Revenue from operations and other income (net of taxes)		
Dish TV India Limited	7,320	7,320
Purchase of services		
Dish TV India Limited	3,360	3,360
Sale of property, plant and equipment		
Dish TV India Limited (# Rs. 48,600)	#	1
Purchase of property, plant and equipment		
Dish TV India Limited	4	4
Reimbursement of expenses received		
Dish TV India Limited	482	260
Amount collected on behalf of holding Company		
Dish TV India Limited	2,64,849	3,15,971
Amount remitted out of collections made on behalf of holding company (Net)		
Dish TV India Limited	2,66,446	3,21,087
Adjustment on account of assignment of payables		
Dish TV India Limited	396	3,061
Corporate Guarantee Taken (Surrendered)		
Dish TV India Limited	(4,019)	(47,296)
Expenses on account of financial guarantee contract and interest free loan		
Dish TV India Limited	12,190	11,079
ESOP From Holding Company		
Dish TV India Limited	17	13
Gratuity contribution during the year		
Dish TV employees group gratuity trust		-



Handwritten signatures and initials: '90', 'Bao', 'Fehulsh', and 'AD'.

d) Balances at the year end:

Particulars	For the year ended	
	31 March 2023	31 March 2022
With Holding Company		
Issue of equity shares		
Dish TV India Limited	3,11,801	3,11,801
Equity portion of corporate guarantee received, interest free loan and share based payment		
Dish TV India Limited	1,93,302	1,93,318
Loan received		
Dish TV India Limited	96,732	84,705
Amount payable		
Dish TV India Limited	-	-
Amount Recoverable		
Dish TV India Limited	4,721	3,125

e) Guarantees etc. given by related parties in respect of secured loans:

As at 31st March 2023, corporate guarantee by Dish TV India Limited amounting to Rs. 2,28,981 lacs (previous year Rs. 2,33,000 lacs) are outstanding at the year end.

48 Leases

a) Company as a lessee

The Company has entered into lease arrangements for various offices and warehouse that are renewable on a periodic basis with approval of both lessor and lessee.

Each lease generally imposes a restriction that, unless there is a contractual right for the Company to sublet the asset to another party, the right of use asset can only be used by the Company. These leases are cancellable operating lease agreements that are renewable on a periodic basis at the option of both the lessee and the lessor. The Company is prohibited from selling or pledging the underlying leased assets as security. For leases over office buildings and warehouses the Company must keep those properties in a good state of repair and return the properties in their original condition at the end of the lease.

The Company does not have any long term lease contract. Company only have short term lease contract for various offices and warehouses.

The Company has elected not to recognise a lease liability for short term leases (leases of expected term of 12 months or less) or for leases of low value assets. Payments made under such leases are expensed on a straight-line basis.

The following are the amounts recognised in the statement of profit and loss:

Particulars	For the year ended	
	31 March 2023	31 March 2022
Lease rental charges during the year	1,123	1,103

b) Group as a lessor

The Company has leased out assets by way of operating lease. The gross book value of such assets at the end of the year, their accumulated depreciation and depreciation for the year are as given below:

Particulars	As at	
	31 March 2023	31 March 2022
Gross value of assets	2,11,216	2,11,208
Accumulated depreciation	2,11,209	1,94,550
Net block	7	16,658
Depreciation for the year	16,659	35,216

The lease rental income recognised during the year in respect of non-cancellable operating leases and minimum obligations on long term non-cancellable operating lease receivable as per the rentals stated in the agreements are as follows:

Particulars	For the year ended	
	31 March 2023	31 March 2022
Lease rental income recognised during the year	102	406

Particulars	Total future minimum lease rentals receivable as at	
	31 March 2023	31 March 2022
Within one year	57	102
Later than one year and not later than five years	17	74



Handwritten signature in blue ink.

Handwritten signature in blue ink.

Handwritten signature in blue ink.

Handwritten signature in blue ink.

Dish Infra Services Private Limited

Summary of significant accounting policies and other explanatory information for the year ended 31 March 2023

(All amounts in Rs. lacs, unless otherwise stated)

49 Payment to auditor

Particulars	For the year ended	
	31 March 2023	31 March 2022
As auditors		
-Statutory audit and limited review of quarterly results	24	24
-Reimbursement of expenses	1	1
Total	25	25

50 Earnings per share

Reconciliation of basic and diluted shares used in computing earnings per share

Particulars	For the year ended	
	31 March 2023	31 March 2022
Profit for the year attributable to equity shareholders (A)	(1,22,377)	(1,37,945)
Weighted-average number of equity shares (B) (nos)	3,11,80,10,000	3,11,80,10,000
Nominal value of equity share (in Rs.)	10	10
Basic & diluted earnings per share (in Rs.) (A/B)	(3.92)	(4.42)

51 Contingent liabilities, litigations and commitments

a) Claims against the Company (including unasserted claims) not acknowledged as debt:

Particulars	As at 31 March 2023	As at 31 March 2022
Claim against the Company not acknowledged as debt	424	424
Customs duty	42,916	42,916
Sales tax and Value added tax	16,609	16,642

b) Others

- i) The Company, has a process whereby periodically all long term contracts (including derivative contracts) are assessed for material foreseeable losses. At the year end, the company has reviewed and ensured that adequate provision as required under the law/Ind AS for the material foreseeable losses on such long term contract(including derivative contracts) has been made in the books of accounts.
- ii) During the financial year 2019-20, the Company has received a Show Cause Notice for Rs. 42,686 lacs from the office of the Directorate of Revenue Intelligence (DRI), Bangalore, under section 108 of the Customs Act, 1962. The Company has preferred a writ petition for challenging the validity of the show cause notice before the Hon'ble High Court of Delhi. The writ petition has been maintained by the Hon'ble High Court and issued a notice to the DRI Bangalore. The Company is confident that the proposed demand will not be sustained and therefore, no provision has been made in these financial statements and the amount demanded has been shown as a contingent liability.

c) Commitments

Particulars	As at 31 March 2023	As at 31 March 2022
Estimated amount of contracts remaining to be executed on capital account	13,160	24,175

c) Others

The Company, has a process whereby periodically all long term contracts (including derivative contracts) are assessed for material foreseeable losses. At the year end, the company has reviewed and ensured that adequate provision as required under the law/Ind AS for the material foreseeable losses on such long term contract(including derivative contracts) has been made in the books of accounts.



Rajiv

3/30

Rahul

MD



Dish Infra Services Private Limited

Summary of significant accounting policies and other explanatory information for the year ended 31 March 2023

(All amounts in Rs. lacs, unless otherwise stated)

52 Particulars of loans, guarantee or investment under section 186 of the Companies Act 2013.

The Company has provided following loans, guarantee or investment pursuant to section 186 of Companies Act, 2013.

Loan given

There are no outstanding, loan given by the Company.

Loans, Security or guarantee against loan

Nil

Investment

There are no investments by the Company.

53 **Bank balances include:-**

Particulars	As at	
	31 March 2023	31 March 2022
Provided as security to Government authorities	33	48
Held as margin money for bank guarantees	947	1,088

54 **Ratios as per Schedule III requirements**

Ratio	Numerator	Denominator	Unit	31 March 2023	31 March 2022	% variance	Reason for Variance
Current ratio	Current assets	Current liabilities	Times	0.97	0.56	74%	Increased due to decrease in trade payable during the year
Debt-Equity ratio	Total debt (refer note 1 below)	Shareholder's Equity	Times	0.71	0.46	57%	Increased due to decrease in shareholder equity due to impairment loss
Debt Service Coverage ratio	Earnings for debt service = Net profit after taxes + Non-cash operating expenses (refer note 2 below)	Debt service (refer note 3 below)	Times	3.01	3.75	-20%	
Return on equity ratio	Net profits after taxes – preference dividend	Average shareholder's equity	%	(0.59)	(0.41)	45%	decreased due to increase in loss during the year on account of impairment loss
Inventory turnover ratio	Cost of goods sold	Average inventory	Times	NA	NA	NA	
Trade receivable turnover ratio	Net credit sales = gross credit sales - sales return	Average trade receivable	Times	1.12	1.67	-33%	Increased due to higher realisation of trade receivable during the year
Trade payable turnover ratio	Net credit purchases = gross credit purchases - purchase return	Average trade payables	Times	NA	NA	NA	Not applicable for the business of the company



Handwritten signatures and initials in blue ink, including 'Rahul' and 'AKD'.



Dish Infra Services Private Limited

Summary of significant accounting policies and other explanatory information for the year ended 31 March 2023

(All amounts in Rs. lacs, unless otherwise stated)

Net capital turnover ratio	Net sales = total sales - sales return	Working capital = Current assets – Current liabilities	Times	(78.85)	(3.94)	1900%	Decreased due to decrease in revenue from operation during the year
Net profit ratio	Net profit	Net sales = total sales sales return	%	(0.97)	(0.28)	254%	Increased due to increase in loss during the year on account of impairment loss
Return on Capital Employed	Earnings before interest and taxes (refer note 4 below)	Capital Employed (refer note 5 below)	%	(0.02)	0.05	-144%	There is reduction in capital employed on account of repayment of borrowings whereas the Company has managed to maintain the same level of profitability
Return on investment	Interest (Finance Income)	Average investment	%	NA	NA	NA	There are no investment held to earn returns

Notes:

- 1 Total debts consists of borrowings including interest and lease liability
- 2 Earning available for debt services=profit for the year + depreciation, amortization and impairment + finance cost + provision for doubtful debts + share based payment to employees + exceptional items.
- 3 Debt service = Interest + payment for lease liabilities + principal repayments
- 4 Earnings before interest and taxes = profit before tax + finance cost - other income
- 5 Capital Employed = Average tangible net worth + Total debt + Deferred tax

Schedule III require explanation where the change in the ratio is more than 25% as compared to the preceding year. Since there are seven instances where the change is more than 25% hence explanation is given only for the said ratios.

55 Transactions with struck off companies

The following table summarises the transactions with the companies struck off under section 248 of the Companies Act, 2013 or section 560 of Companies Act, 1956 for the year ended / as at 31 March 2023:

Name of struck off Company	Nature of transactions with struck off Company	Amount of transactions	Balance outstanding	Relationship with the Struck off company
Swift Packaging Pvt. Ltd	Material purchase	(0.70)	-	External vendor
Welcome Hotels Private Limited	Services provided	4.89	(0.23)	External Customer

56 Other statutory informations

- i. The Company do not have any Benami property, where any proceeding has been initiated or pending against the Company for holding any Benami property.
- ii. The Company do not have any charges or satisfaction which is yet to be registered with ROC beyond the statutory period.
- iii. The Company have not traded or invested in Crypto currency or Virtual Currency during the financial year.
- iv. The Company have not advanced or loaned or invested funds to any other person(s) or entity(ies), including foreign entities (Intermediaries) with the understanding that the Intermediary shall
 - (a) directly or indirectly lend or invest in other persons or entities identified in any manner whatsoever by or on behalf of the Company (Ultimate Beneficiaries) or
 - (b) provide any guarantee, security or the like to or on behalf of the Ultimate Beneficiaries
- v. The Company have not received any fund from any person(s) or entity(ies), including foreign entities (Funding Party) with the understanding (whether recorded in writing or otherwise) that the Company shall
 - (a) directly or indirectly lend or invest in other persons or entities identified in any manner whatsoever by or on behalf of the Company (Ultimate Beneficiaries) or
 - (b) provide any guarantee, security or the like to or on behalf of the Ultimate Beneficiaries.



Handwritten signature



Handwritten signature and initials

Dish Infra Services Private Limited


Summary of significant accounting policies and other explanatory information for the year ended 31 March 2023

(All amounts in Rs. lacs, unless otherwise stated)

- vi. The Company have not any such transaction which is not recorded in the books of accounts that has been surrendered or disclosed as income during the year in the tax assessments under the Income Tax Act, 1961 (such as, search or survey or any other relevant provisions of the Income Tax Act, 1961).
- vii. The company has sanctioned working capital amounts from banks on the basis of security of fixed deposits. The quarterly returns being filed by company with banks are in line with the books of accounts.
- viii. The company has not been declared as wilful defaulter by any bank or financial institution (as defined under the Companies Act, 2013) or consortium thereof, in accordance with the guidelines on wilful defaulters issued by the Reserve Bank of India.
- ix. The Company has not entered into any scheme of arrangement which has an accounting impact on current or previous financial year.
- x. The Company has not revalued its property, plant and equipment (including right-of-use assets) or intangible assets or both during the current or previous year.
- xi. The Company has not granted any loans or advances in the nature of loans to promoters, directors, KMPs and the related parties (as defined under Companies Act 2013), either severally or jointly with any other person which are repayable on demand or without specifying any terms of repayment.


57 Previous period's figures have been regrouped / reclassified wherever necessary to correspond with the current period's classification/disclosure.

This is the standalone summary of significant accounting policies and other explanatory information referred to in our report of even date.

For B. S. Sharma & Co.
Chartered Accountants
Firm Registration No. 128249W

B. S. Sharma
Partner
Membership No. 031578



For and on behalf of the Board of Directors of
Dish Infra Services Private Limited


Dr. (Mrs.) Rashmi Aggarwal
Director
DIN: 07181938


Anil Kumar Dua
Chief Executive Officer


Rahul
Company Secretary
Membership No. A48354
Place : Noida
Dated: 10 May 2023


Amit Kumar Verma
Director
DIN: 09547252


Rajeev K. Dalmia
Chief Financial Officer

Place : Mumbai
Dated: 10 May 2023