

October 21, 2016

National Stock Exchange of India Limited Exchange Plaza, Plot no. C/1, G Block, Bandra - Kurla Complex Bandra (E), Mumbai - 400 051.	BSE Limited Phiroze Jeejeebhoy Towers Dalal Street, Mumbai- 400 001.
--	--

Re.: Statement showing holding of securities and shareholding pattern pursuant to Regulation 31(1)(b) of SEBI (Listing Obligations and Disclosure Requirements) Regulations, 2015 for the Quarter ended March 31, 2016


Dear Sir,

Pursuant to Regulation 31(1)(b) of SEBI (Listing Obligations and Disclosure Requirements) Regulations, 2015, please find attached herewith Statement showing holding of securities and shareholding pattern of Dish TV India Limited ("Company") for the Quarter ended September 30, 2016 in the format specified by Securities and Exchange Board of India vide its circular no. CIR/CFD/CMD/13/2015 dated November 30, 2015, for your information and record.


Kindly acknowledge the receipt.

Thanking you,

Yours truly,



For **Dish TV India Limited**


Ranjit Singh
Company Secretary & Compliance Officer
Membership No.-A15442

Encl.: As above

Shareholding Pattern under Regulation 31 of SEBI (Listing Obligations and Disclosure Requirements) Regulations, 2015

1.	Name of Listed Entity: Dish TV India Limited
2.	Scrip Code/Name of Scrip/Class of Security: 532839 (BSE) / DISHTV (NSE)
3.	Share Holding Pattern Filled under: Reg. 31(1)(a)/Reg. 31(1)(b)/Reg.31(1)(c)
	a. if under 31(1)(b) then indicate the report for Quarter ending: September 30, 2016
	b. if under 31(1)(c) then indicate date of allotment/extinguishment
4.	Declaration: The Listed entity is required to submit the following declaration to the extent of submission of information:-

Particulars	Yes*	No*
1 Whether the Listed Entity has issued any partly paid up shares?	Yes	
2 Whether the Listed Entity has issued any Convertible Securities or Warrants?		No
3 Whether the Listed Entity has any shares against which depository receipts are issued?		No
4 Whether the Listed Entity has any shares in locked-in?		No
5 Whether any shares held by promoters are pledge or otherwise encumbered?	Yes	

* If the Listed Entity selects the option 'No' for the questions above, the columns for the partly paid up shares, Outstanding Convertible Securities/Warrants, depository receipts, locked-in shares, No of shares pledged or otherwise encumbered by promoters, as applicable, shall not be displayed at the time of dissemination on the Stock Exchange website. Also wherever there is 'No' declared by Listed Entity in above table the values will be considered as 'Zero' by default on submission of the format of holding of specified securities.



Dish TV India Limited

Table I - Summary Statement holding of specified securities

Category	Category of shareholder	Nos. of shareholders	No. of fully paid up equity shares held	No. of Partly paid-up equity shares held	No. of shares underlying Depository Receipts	Total nos. shares held (VII) = (IV)+(V)+(VI)	Shareholding as a % of total shares (calculated as per SCRR, 1957)	Number of Voting Rights held in each class of securities			No. of Shares Underlying Outstanding convertible securities (including Warrants)	Shareholding, as a % assuming full conversion of convertible securities (as a percentage of diluted share capital)	Number of Locked In shares		Number of Shares pledged or otherwise encumbered		Number of equity shares held in dematerialised form	
								Class eg: X	Class eg: Y	Total			No. (a)	As a % of total Shares held(b)	No. (a)	As a % of total Shares held(b)		
																		(X)
(I)	(ii)	(iii)	(iv)	(v)	(vi)	(vii) = (iv)+(v)+(vi)	(viii) As a % of (A+B+C2)	(ix)	(x)	(xi) = (vii)+(x) As a % of (A+B+C2)	(xii)	(xiii)	(xiv)					
(A)	Promoter & Promoter Group	31	686878060	0	0	686878060	64.44	686878060	0	686878060	64.44	0	0	396195538	57.68	686878060		
(B)	Public	151882	379016128	34377	0	379050505	35.56	379016128	0	379016128	35.56	0	0	NA	NA	NA		
(C)	Non Promoter - Non Public	0	0	0	0	0	0.00	0	0	0	0.00	0	0	0	0	0	0	
	(C1) Shares Underlying DRs	0	0	0	0	0	0.00	0	0	0	0.00	0	0	0	0	0	0	
	(C2) Shares Held By Employee Trust	0	0	0	0	0	0.00	0	0	0	0.00	0	0	0	0	0	0	
	Total	151913	1065894188	34377	0	1065928565	100.00	1065894188	0	1065894188	100.00	0	0	396195538	37.17	1065484118		




Table II - Statement showing shareholding pattern of the Promoter and Promoter Group

S. No	Category & Name of the shareholders	PAN	Nos. of shareholders	No. of fully paid up equity shares held	Partly paid-up equity shares held	No. of shares underlying Depository Receipts	Shareholding % calculated as per SCRR, 1957 As a % of (A+B+C2)	Number of Voting Rights held in each class of securities		No. of Shares Underlying Outstanding convertible securities (including Warrants)	Shareholding, as a % assuming full conversion of convertible securities as a percentage of diluted share capital	Number of Locked In shares		Number of Shares pledged or otherwise encumbered		Number of equity shares held In dematerialised form	
								No of Voting Rights	Total as a % of (A+B+C)			No. (a)	As a % of total Shares held(b)	No. (a)	As a % of total Shares held(b)		
(i)	(ii)	(iii)	(iv)	(v)	(vi)	(vii) = (iv)+(v)+(vi)	(viii) = (vii) / (viii) As a % of (A+B+C2)	(ix)	(x)	(xi) = (VII)+(X) As a % of (A+B+C2)	(xii)	(xiii)	(xiv)				
1 Indian																	
(a)	Individuals / Hindu Undivided Family		8	2594150	0	0	0.24	2594150	0	0.24	0	0	0	0	0.00	2594150	
	Ashok Mathai Kurien	AADPK4942J	1	1174150	0	0	0.11	1174150	0	0.11	0	0	0	0	0.00	1174150	
	Goel Ashok Kumar	AAEPG2528F	1	625250	0	0	0.06	625250	0	0.06	0	0	0	0	0.00	625250	
	Sushila Devi	AATPD5221B	1	585750	0	0	0.05	585750	0	0.05	0	0	0	0	0.00	585750	
	Jawahar Lal Goel	AAHPL1244J	1	176800	0	0	0.02	176800	0	0.02	0	0	0	0	0.00	176800	
	Nishi Goel	AIMPAA0474E	1	11000	0	0	0.00	11000	0	0.00	0	0	0	0	0.00	11000	
	Suryansh Goel	ANVPG0535C	1	11000	0	0	0.00	11000	0	0.00	0	0	0	0	0.00	11000	
	Tapsh Goel	ATIPG3259MI	1	5100	0	0	0.00	5100	0	0.00	0	0	0	0	0.00	5100	
	Central Government / State Government(s)	ATRPG3645D	1	5100	0	0	0.00	5100	0	0.00	0	0	0	0	0.00	5100	
(b)	Financial Institutions / Banks		0	0	0	0	0.00	0	0	0.00	0	0	0	0	0.00	0	
(c)	Any Other (Specify)		21	648651785	0	0	60.85	648651785	0	60.85	0	0	0	0	61.08	648651785	
(d)	Bodies Corporate		21	648651785	0	0	60.85	648651785	0	60.85	0	0	0	0	61.08	648651785	
	Direct Media Distribution Ventures Private Limited	AADCD1940Q	13	457212260	0	0	42.89	457212260	0	42.89	0	0	0	0	76.19	457212260	
	Direct Media Solutions Private Ltd	AAKCS5716E	3	180000000	0	0	16.89	180000000	0	16.89	0	0	0	0	26.57	180000000	
	Jay Properties Private Limited	AAACJ1369C	2	10131000	0	0	0.95	10131000	0	0.95	0	0	0	0	10.13	10131000	
	Ambience Business Services Private Limited	AAAC9528L	1	1308125	0	0	0.12	1308125	0	0.12	0	0	0	0	13.08	1308125	
	Sprit Textiles Private Limited	AAALCS5905J	1	300	0	0	0.00	300	0	0.00	0	0	0	0	3.00	300	
	Veena Investments Pvt Ltd	AAACV6436A	1	100	0	0	0.00	100	0	0.00	0	0	0	0	1.00	100	
	Sub Total (A)(1)		29	651245935	0	0	61.10	651245935	0	61.10	0	0	0	0	60.84	651245935	
2 Foreign																	
(a)	Individuals (Non-Resident Individuals / Foreign Individuals)		0	0	0	0	0.00	0	0	0.00	0	0	0	0	0.00	0	
(b)	Government		0	0	0	0	0.00	0	0	0.00	0	0	0	0	0.00	0	
(c)	Institutions		0	0	0	0	0.00	0	0	0.00	0	0	0	0	0.00	0	
(d)	Foreign Portfolio Investor		0	0	0	0	0.00	0	0	0.00	0	0	0	0	0.00	0	
(e)	Any Other (Specify)		2	35632125	0	0	3.34	35632125	0	3.34	0	0	0	0	3.34	35632125	
	Bodies Corporate		2	35632125	0	0	3.34	35632125	0	3.34	0	0	0	0	3.34	35632125	
	Agrani Holdings (Mauritius) Ltd	AAJCA8143Q	1	35172125	0	0	3.30	35172125	0	3.30	0	0	0	0	3.30	35172125	
	Essel Media Ventures Limited	AABCD7273Q	1	460000	0	0	0.04	460000	0	0.04	0	0	0	0	0.04	460000	
	Sub Total (A)(2)		2	35632125	0	0	3.34	35632125	0	3.34	0	0	0	0	3.34	35632125	
	Total Shareholding Of Promoter And Promoter Group (A) = (A)(1)+(A)(2)		31	686878060	0	0	64.44	686878060	0	64.44	0	0	0	0	64.18	686878060	

S. No	Category & Name of the shareholders	PAN	Nos. of shareholders	No. of fully paid up equity shares held	Partly paid-up equity shares held	No. of shares underlying Depository Receipts	Shareholding % calculated as per SCRR, 1957 As a % of (A+B+C2)	Number of Voting Rights held in each class of securities		No. of Shares Underlying Outstanding convertible securities (including Warrants)	Shareholding, as a % assuming full conversion of convertible securities as a percentage of diluted share capital	Number of Locked In shares		Number of Shares pledged or otherwise encumbered		Number of equity shares held In dematerialised form	
								No of Voting Rights	Total as a % of (A+B+C)			No. (a)	As a % of total Shares held(b)	No. (a)	As a % of total Shares held(b)		
(i)	(ii)	(iii)	(iv)	(v)	(vi)	(vii) = (iv)+(v)+(vi)	(viii) = (vii) / (viii) As a % of (A+B+C2)	(ix)	(x)	(xi) = (VII)+(X) As a % of (A+B+C2)	(xii)	(xiii)	(xiv)				
3 Promoter Group																	
(a)	Individuals (Non-Resident Individuals / Foreign Individuals)		0	0	0	0	0.00	0	0	0.00	0	0	0	0	0.00	0	
(b)	Government		0	0	0	0	0.00	0	0	0.00	0	0	0	0	0.00	0	
(c)	Institutions		0	0	0	0	0.00	0	0	0.00	0	0	0	0	0.00	0	
(d)	Foreign Portfolio Investor		0	0	0	0	0.00	0	0	0.00	0	0	0	0	0.00	0	
(e)	Any Other (Specify)		2	35632125	0	0	3.34	35632125	0	3.34	0	0	0	0	3.34	35632125	
	Bodies Corporate		2	35632125	0	0	3.34	35632125	0	3.34	0	0	0	0	3.34	35632125	
	Agrani Holdings (Mauritius) Ltd	AAJCA8143Q	1	35172125	0	0	3.30	35172125	0	3.30	0	0	0	0	3.30	35172125	
	Essel Media Ventures Limited	AABCD7273Q	1	460000	0	0	0.04	460000	0	0.04	0	0	0	0	0.04	460000	
	Sub Total (A)(2)		2	35632125	0	0	3.34	35632125	0	3.34	0	0	0	0	3.34	35632125	
	Total Shareholding Of Promoter And Promoter Group (A) = (A)(1)+(A)(2)		31	686878060	0	0	64.44	686878060	0	64.44	0	0	0	0	64.18	686878060	

Details of Shares which remain unclaimed may be given hear along with details such as number of shareholders, outstanding shares held in demat/unclaimed suspense account, voting rights which are frozen etc.

Note

(1) PAN would not be displayed on website of Stock Exchange(s)

(2) The term 'Encumbrance' has the same meaning as assigned under regulation 28(3) of SEBI (Substantial Acquisition of Shares and Takeovers) Regulations, 2011.





Dish TV India Limited

Table III - Statement showing shareholding pattern of the Public shareholder

S. No	Category & Name of the shareholders	PAN	Nos. of shareholder \$	No. of fully paid up equity shares held	Partly paid-up equity shares held	No. of shares underlying Depository Receipts	(VII) = (IV)+(V)+(VI)	Shareholding % calculated as per SCRR, 1957 As a % of (A+B+C2)	Number of Voting Rights held in each class of securities		No. of Shares Underlying Outstanding convertible securities (including Warrants)	(X) = (VII)+(X) As a % of (A+B+C2)	Number of Locked in shares	Number of Shares pledged or otherwise encumbered	Number of equity shares held in dematerialized form
									No of Voting Rights	Total as a % of (A+B+C)					
(i)	(ii)	(iii)	(iv)	(v)	(vi)	(vii)	(viii)	(ix)	(x)	(xi)	(xii)	(xiii)	(xiv)		
1 Institutions															
(a)	Mutual Fund		76	68724186	0	0	68724186	6.45	68724186	0	6.45	0	0	NA	68723611
(b)	Venture Capital Funds		0	0	0	0	0	0.00	0	0	0.00	0	0	NA	0
(c)	Alternate Investment Funds		0	0	0	0	0	0.00	0	0	0.00	0	0	NA	0
(d)	Foreign Venture Capital Investors		0	0	0	0	0	0.00	0	0	0.00	0	0	NA	0
(e)	Foreign Portfolio Investor		183	211127757	0	0	211127757	19.81	211127757	0	19.81	0	0	NA	211121433
(f)	Artisan Developing World Fund	AANCA4667M	16	337228	0	0	337228	0.03	337228	0	0.03	0	0	NA	337228
(g)	Financial Institutions / Banks		0	0	0	0	0	0.00	0	0	0.00	0	0	NA	0
(h)	Insurance Companies		0	0	0	0	0	0.00	0	0	0.00	0	0	NA	0
(i)	P provident Funds/ Pension Funds		0	0	0	0	0	0.00	0	0	0.00	0	0	NA	0
(j)	Any Other (Specify)		1	1	0	0	1	0.00	1	0	0.00	0	0	NA	1
	Foreign Bank		1	1	0	0	1	0.00	1	0	0.00	0	0	NA	1
	Sub Total (B)(1)		276	280189172	0	0	280189172	26.29	280189172	0	26.29	0	0	NA	280182271
2 Central Government/ State Government(s)/ President of India															
	Central Government / State Government(s)		2	3317283	0	0	3317283	0.31	3317283	0	0.31	0	0	NA	3317283
	Sub Total (B)(2)		2	3317283	0	0	3317283	0.31	3317283	0	0.31	0	0	NA	3317283
3 Non-Institutions															
(a) Individuals:															
i. Individual shareholders holding nominal share capital up to Rs. 2 lakhs.															
ii. Individual shareholders holding nominal share capital in excess of Rs. 2 lakhs.															
(b)	NBFCs registered with RBI		145049	35995940	34377	0	36030317	3.38	35995940	0	3.38	0	0	NA	35810334
(c)	Employee Trusts		6	13577221	0	0	13577221	1.27	13577221	0	1.27	0	0	NA	13577221
(d)	Overseas Depositories (holding DIs)		0	0	0	0	0	0.00	0	0	0.00	0	0	NA	0
(e)	(balancing figure)		0	0	0	0	0	0.00	0	0	0.00	0	0	NA	0
(f)	Any Other (Specify)		6549	45936512	0	0	45936512	4.31	45936512	0	4.31	0	0	NA	45718948
	Trusts		5	6599	0	0	6599	0.00	6599	0	0.00	0	0	NA	6599
	Hindu Undivided Family		2327	1225183	0	0	1225183	0.11	1225183	0	0.11	0	0	NA	1225183
	Non Resident Indians (Non Repat)		766	571380	0	0	571380	0.05	571380	0	0.05	0	0	NA	446430
	Non Resident Indians (Repatriate)		1684	1751265	0	0	1751265	0.16	1751265	0	0.16	0	0	NA	1659591
	Overseas Bodies Corporates		3	8883	0	0	8883	0.00	8883	0	0.00	0	0	NA	8883
	Cleaning Member		490	4535139	0	0	4535139	0.43	4535139	0	0.43	0	0	NA	4535139
	Bodies Corporate		1274	37838073	0	0	37838073	3.55	37838073	0	3.55	0	0	NA	37838073
	Hasham Investment And Trading Company Pvt. Ltd.	AABCH7520C	10684577	10684577	0	0	10684577	1.00	10684577	0	1.00	0	0	NA	10684577
	Sub Total (B)(3)		151604	95509673	34377	0	95509673	8.96	95509673	0	8.96	0	0	NA	95106503
	Total Public Shareholding (B)= (B)(1)+(B)(2)+(B)(3)		151882	379016128	34377	0	379016128	35.56	379016128	0	35.56	0	0	NA	378606058

Details of the shareholders acting as persons in Concert including their shareholding (No. and %):

No. of shareholders	No. of Shares	% of Total Public Shareholding
121	68622	1.81
Voting Rights which are frozen		
NIL		

Note:

- (1) PAN would not be displayed on website of Stock Exchange(s).
- (2) The above format needs to disclose name of all holders holding more than 1% of total number of shares
- (3) W.r.t. the information pertaining to Depository Receipts, the same may be disclosed in the respective columns to the extent information available and the balance to be disclosed as held by custodian.

Table IV - Statement showing shareholding pattern of the Non Promoter- Non Public shareholder

S. No	Category & Name of the shareholders	PAN	Nos. of shareholders	No. of fully paid up equity shares held	Partly paid-up equity shares held	No. of shares underlying Depository Receipts	Total nos. shares held	Shareholding % calculate as per SCRR, 1957 As a % of (A+B+C2)	Number of Voting Rights held in each class of securities			Shareholding, as a % assuming conversion of convertible securities (as a percentage of diluted share capital)	Number of Locked in shares		Number of Shares pledged or otherwise encumbered		Number of equity shares held in dematerialised form
									No of Voting Rights		No. of Shares Underlying Outstanding convertible securities (including Warrants)		No. (a)	As a % of total Shares held (b)	No. (a)	As a % of total Shares held (b)	
									Class eg: X	Class eg: Y							
1	(i) Custodian/DR Holder		0	0	0	0	0	0.0	0	0	0.0	0/NA	0/NA	0	0	0	0
2	Employee Benefit Trust (under SEBI (Share based Employee Benefit) Regulations, 2014)		0	0	0	0	0	0.0	0	0	0.0	0/NA	0/NA	0	0	0	0
	Total Non-Promoter- Non Public Shareholding (C)= (C1)+(C2)		0	0	0	0	0	0.0	0	0	0.0	0/NA	0/NA	0	0	0	0
	(ii)								(IX)	(X)	(XI)= (VII)+(X) As a % of (A+B+C2)	(XII)	(XIII)		(XIV)		

Note :

- (1) PAN would not be displayed on website of Stock Exchange(s).
- (2) The above format needs to disclose name of all holders holding more than 1% of total number of shares
- (3) W.r.t. the information pertaining to Depository Receipts, the same may be disclosed in the respective columns to the extent information available and the balance to be disclosed as held by custodian.

